

Louisiana State University Baton Rouge (online) (2017 Other)

SIUC/Core Institute
374 East Grand Avenue
(618) 453-4420
Carbondale, IL 62901

Consortium Number = 7170
Institution Number = 4135
Number of Surveys = 844

Cross-tabulation Report
Core Alcohol and Drug Survey - Short Form

Thursday, March 02, 2017
Page 1 of 35

1. Classification

	Male		Female		Unknown		Total	
	Freq.	Pct.	Freq.	Pct.	Freq.	Pct.	Freq.	Pct.
01 Freshman	122	27	128	32	0	0	250	29.6
02 Sophomore	106	24	84	21	0	0	190	22.5
03 Junior	120	27	87	22	1	50	208	24.6
04 Senior	93	21	93	23	1	50	187	22.2
05 Grad/professional	0	0	2	1	0	0	2	0.2
06 Not seeking a degree	0	0	1	0	0	0	1	0.1
07 Other	3	1	3	1	0	0	6	0.7
Valid responses =	444	53	398	47	2	0	844	100.0

Invalid responses include no response or multiple responses.

2. Age

	Male		Female		Unknown		Total	
	Freq.	Pct.	Freq.	Pct.	Freq.	Pct.	Freq.	Pct.
06	1	0	0	0	0	0	1	0.1
17	0	0	1	0	0	0	1	0.1
18	70	16	74	19	0	0	144	17.1
19	101	23	102	26	0	0	203	24.1
20	107	24	75	19	0	0	182	21.6
21	74	17	79	20	2	100	155	18.4
22	37	8	41	10	0	0	78	9.3
23	17	4	9	2	0	0	26	3.1
24	14	3	5	1	0	0	19	2.3
25	5	1	2	1	0	0	7	0.8
26	3	1	2	1	0	0	5	0.6
27	3	1	2	1	0	0	5	0.6
28	1	0	1	0	0	0	2	0.2
29	1	0	1	0	0	0	2	0.2
30	2	0	1	0	0	0	3	0.4
31	3	1	0	0	0	0	3	0.4
34	2	0	0	0	0	0	2	0.2
36	1	0	0	0	0	0	1	0.1
37	1	0	0	0	0	0	1	0.1
49	0	0	1	0	0	0	1	0.1
69	0	0	1	0	0	0	1	0.1
Valid responses =	443	53	397	47	2	0	842	99.8

Invalid responses include no response or multiple responses.

3. Ethnic origin

	Male		Female		Unknown		Total	
	Freq.	Pct.	Freq.	Pct.	Freq.	Pct.	Freq.	Pct.
01 American Indian/Alaskan Native	3	1	3	1	0	0	6	0.7
02 Hispanic	20	5	25	6	1	50	46	5.5
03 Asian/Pacific Islander	16	4	9	2	0	0	25	3.0
04 White (non-Hispanic)	369	83	318	80	1	50	688	81.7
05 Black (non-Hispanic)	26	6	32	8	0	0	58	6.9
06 Other	9	2	10	3	0	0	19	2.3
Valid responses =	443	53	397	47	2	0	842	99.8

Invalid responses include no response or multiple responses.

Louisiana State University Baton Rouge (online) (2017 Other)

SIUC/Core Institute
374 East Grand Avenue
(618) 453-4420
Carbondale, IL 62901

Consortium Number = 7170
Institution Number = 4135
Number of Surveys = 844

Cross-tabulation Report
Core Alcohol and Drug Survey - Short Form

Thursday, March 02, 2017
Page 2 of 35

4. Marital status

	Male		Female		Unknown		Total		
	Freq.	Pct.	Freq.	Pct.	Freq.	Pct.	Freq.	Pct.	
01 Single	434	98	388	98	2	100	824	98.0	
02 Married	8	2	4	1	0	0	12	1.4	
03 Separated	0	0	1	0	0	0	1	0.1	
04 Divorced	1	0	2	1	0	0	3	0.4	
05 Widowed	0	0	1	0	0	0	1	0.1	
Valid responses =	443	53	396	47	2	0	841	99.6	

Invalid responses include no response or multiple responses.

5. Gender

	Male		Female		Unknown		Total		
	Freq.	Pct.	Freq.	Pct.	Freq.	Pct.	Freq.	Pct.	
01 Male	444	100	0	0	0	0	444	52.7	
02 Female	0	0	398	100	0	0	398	47.3	
Valid responses =	444	53	398	47	0	0	842	99.8	

Invalid responses include no response or multiple responses.

6. Is your current residence as a student

	Male		Female		Unknown		Total		
	Freq.	Pct.	Freq.	Pct.	Freq.	Pct.	Freq.	Pct.	
01 On-campus	132	30	132	33	1	50	265	31.4	
02 Off-campus	311	70	266	67	1	50	578	68.6	
Valid responses =	443	53	398	47	2	0	843	99.9	

Invalid responses include no response or multiple responses.

7. Are you working

	Male		Female		Unknown		Total		
	Freq.	Pct.	Freq.	Pct.	Freq.	Pct.	Freq.	Pct.	
01 Yes, full-time	17	4	19	5	0	0	36	4.3	
02 Yes, part-time	232	52	239	60	1	50	472	55.9	
03 No	195	44	140	35	1	50	336	39.8	
Valid responses =	444	53	398	47	2	0	844	100.0	

Invalid responses include no response or multiple responses.

8A. Living arrangements (Where)

	Male		Female		Unknown		Total		
	Freq.	Pct.	Freq.	Pct.	Freq.	Pct.	Freq.	Pct.	
01 House/apartment/etc.	333	75	285	72	2	100	620	73.5	
02 Residence hall	100	23	90	23	0	0	190	22.5	
03 Approved housing	0	0	0	0	0	0	0	0.0	
04 Fraternity or sorority	6	1	21	5	0	0	27	3.2	
05 Other	4	1	2	1	0	0	6	0.7	
Valid responses =	443	53	398	47	2	0	843	99.9	

Invalid responses include no response or multiple responses.

8B. Living arrangements (With whom)

	Male		Female		Unknown		Total		
	Freq.	Pct.	Freq.	Pct.	Freq.	Pct.	Freq.	Pct.	
01 With roommate(s)	314	71	301	76	1	50	616	73.0	
02 Alone	46	10	25	6	1	50	72	8.5	
03 With parent(s)	71	16	51	13	0	0	122	14.5	
04 With spouse	9	2	9	2	0	0	18	2.1	
05 With children	6	1	6	2	0	0	12	1.4	
06 Other	11	2	16	4	0	0	27	3.2	

Valid responses = all responses and blanks: since multiple responses were possible, more than 100% may be indicated.

9. Approximate cumulative grade point average

	Male		Female		Unknown		Total	
	Freq.	Pct.	Freq.	Pct.	Freq.	Pct.	Freq.	Pct.
01 F	2	0	0	0	0	0	2	0.2
02 D-	1	0	3	1	0	0	4	0.5
03 D	2	0	1	0	0	0	3	0.4
04 D+	0	0	0	0	0	0	0	0.0
05 C-	8	2	4	1	0	0	12	1.4
06 C	34	8	24	6	0	0	58	6.9
07 C+	32	7	22	6	0	0	54	6.4
08 B-	52	12	43	11	1	50	96	11.4
09 B	97	22	85	21	0	0	182	21.6
10 B+	75	17	52	13	0	0	127	15.1
11 A-	58	13	50	13	0	0	108	12.8
12 A	62	14	83	21	1	50	146	17.4
13 A+	19	4	30	8	0	0	49	5.8
Valid responses =	442	53	397	47	2	0	841	99.6

Invalid responses include no response or multiple responses.

10a. Some students have indicated that alcohol or drug use at parties they attend in and around campus reduces their enjoyment, often leads to negative situations, and therefore, they would rather not have alcohol and drugs available and used. Other students have indicated that alcohol and drug use at parties increases their enjoyment, often leads to positive situations, and therefore, they would rather have alcohol and drugs available and used. Which of these is closest to your own view?

With regard to drugs

	Male		Female		Unknown		Total	
	Freq.	Pct.	Freq.	Pct.	Freq.	Pct.	Freq.	Pct.
01 have available	147	33	90	23	0	0	237	28.2
02 not have available	295	67	307	77	2	100	604	71.8
Valid responses =	442	53	397	47	2	0	841	99.6

Invalid responses include no response or multiple responses.

10b. Some students have indicated that alcohol or drug use at parties they attend in and around campus reduces their enjoyment, often leads to negative situations, and therefore, they would rather not have alcohol and drugs available and used. Other students have indicated that alcohol and drug use at parties increases their enjoyment, often leads to positive situations, and therefore, they would rather have alcohol and drugs available and used. Which of these is closest to your own view?

With regard to alcohol

	Male		Female		Unknown		Total	
	Freq.	Pct.	Freq.	Pct.	Freq.	Pct.	Freq.	Pct.
01 have available	336	76	323	81	2	100	661	78.3
02 not have available	108	24	75	19	0	0	183	21.7
Valid responses =	444	53	398	47	2	0	844	100.0

Invalid responses include no response or multiple responses.

11. Student status

	Male		Female		Unknown		Total	
	Freq.	Pct.	Freq.	Pct.	Freq.	Pct.	Freq.	Pct.
01 Full-time (12+ credits)	441	100	397	100	2	100	840	99.6
02 Part-time (1-11 credits)	2	0	1	0	0	0	3	0.4
Valid responses =	443	53	398	47	2	0	843	99.9

Invalid responses include no response or multiple responses.

Louisiana State University Baton Rouge (online) (2017 Other)

SIUC/Core Institute
374 East Grand Avenue
(618) 453-4420
Carbondale, IL 62901

Consortium Number = 7170
Institution Number = 4135
Number of Surveys = 844

Cross-tabulation Report
Core Alcohol and Drug Survey - Short Form

Thursday, March 02, 2017
Page 4 of 35

12a. Campus situation on alcohol and drugs

a. Does your campus have alcohol and drug policies

	Male		Female		Unknown		Total		
	Freq.	Pct.	Freq.	Pct.	Freq.	Pct.	Freq.	Pct.	
01 Yes	407	92	369	93	2	100	778	92.3	
02 No	3	1	2	1	0	0	5	0.6	
03 Don't Know	34	8	26	7	0	0	60	7.1	
Valid responses =	444	53	397	47	2	0	843	99.9	

Invalid responses include no response or multiple responses.

12b. Campus situation on alcohol and drugs

b. If so, are they enforced

	Male		Female		Unknown		Total		
	Freq.	Pct.	Freq.	Pct.	Freq.	Pct.	Freq.	Pct.	
01 Yes	260	59	200	50	0	0	460	54.6	
02 No	61	14	61	15	1	50	123	14.6	
03 Don't Know	122	28	136	34	1	50	259	30.8	
Valid responses =	443	53	397	47	2	0	842	99.8	

Invalid responses include no response or multiple responses.

12c. Campus situation on alcohol and drugs

c. Does your campus have a drug and alcohol prevention program

	Male		Female		Unknown		Total		
	Freq.	Pct.	Freq.	Pct.	Freq.	Pct.	Freq.	Pct.	
01 Yes	230	52	189	48	0	0	419	49.8	
02 No	5	1	10	3	0	0	15	1.8	
03 Don't Know	209	47	197	50	2	100	408	48.5	
Valid responses =	444	53	396	47	2	0	842	99.8	

Invalid responses include no response or multiple responses.

12d. Campus situation on alcohol and drugs

d. Do you believe your campus is concerned about the prevention of drug and alcohol use

	Male		Female		Unknown		Total		
	Freq.	Pct.	Freq.	Pct.	Freq.	Pct.	Freq.	Pct.	
01 Yes	289	66	265	67	1	50	555	66.2	
02 No	84	19	83	21	1	50	168	20.0	
03 Don't Know	67	15	49	12	0	0	116	13.8	
Valid responses =	440	52	397	47	2	0	839	99.4	

Invalid responses include no response or multiple responses.

12e. Campus situation on alcohol and drugs

e. Are you actively involved in efforts to prevent drug and alcohol use problems on your campus

	Male		Female		Unknown		Total		
	Freq.	Pct.	Freq.	Pct.	Freq.	Pct.	Freq.	Pct.	
01 Yes	34	8	35	9	0	0	69	8.2	
02 No	409	92	362	91	2	100	773	91.8	
Valid responses =	443	53	397	47	2	0	842	99.8	

Invalid responses include no response or multiple responses.

Louisiana State University Baton Rouge (online) (2017 Other)

SIUC/Core Institute
 374 East Grand Avenue
 (618) 453-4420
 Carbondale, IL 62901

Consortium Number = 7170
 Institution Number = 4135
 Number of Surveys = 844

Cross-tabulation Report
 Core Alcohol and Drug Survey - Short Form

Thursday, March 02, 2017
 Page 5 of 35

13. Place of permanent residence

	Male		Female		Unknown		Total		
	Freq.	Pct.	Freq.	Pct.	Freq.	Pct.	Freq.	Pct.	
01 In-state	368	83	327	82	2	100	697	82.8	
02 USA, out of state	70	16	68	17	0	0	138	16.4	
03 Other country	4	1	3	1	0	0	7	0.8	
Valid responses =	442	52	398	47	2	0	842	99.8	

Invalid responses include no response or multiple responses.

14. Think back over the last two weeks. How many times have you had five or more drinks at a sitting

	Male		Female		Unknown		Total		
	Freq.	Pct.	Freq.	Pct.	Freq.	Pct.	Freq.	Pct.	
01 None	240	54	226	57	1	50	467	55.4	
02 Once	50	11	78	20	0	0	128	15.2	
03 Twice	56	13	48	12	0	0	104	12.3	
04 3 to 5 times	69	16	34	9	0	0	103	12.2	
05 6 to 9 times	21	5	8	2	0	0	29	3.4	
06 10 or more times	7	2	4	1	1	50	12	1.4	
Valid responses =	443	53	398	47	2	0	843	99.9	

Invalid responses include no response or multiple responses.

Louisiana State University Baton Rouge (online) (2017 Other)

SIUC/Core Institute
374 East Grand Avenue
(618) 453-4420
Carbondale, IL 62901

Consortium Number = 7170
Institution Number = 4135
Number of Surveys = 844

15. Average # of drinks you consume a week

	Male		Female		Unknown		Total	
	Freq.	Pct.	Freq.	Pct.	Freq.	Pct.	Freq.	Pct.
00	165	37	138	35	1	50	304	36.2
01	38	9	51	13	0	0	89	10.6
02	27	6	50	13	0	0	77	9.2
03	37	8	36	9	0	0	73	8.7
04	17	4	31	8	0	0	48	5.7
05	31	7	26	7	0	0	57	6.8
06	17	4	18	5	0	0	35	4.2
07	13	3	9	2	0	0	22	2.6
08	10	2	9	2	0	0	19	2.3
09	1	0	1	0	0	0	2	0.2
10	25	6	10	3	0	0	35	4.2
11	0	0	1	0	0	0	1	0.1
12	9	2	4	1	0	0	13	1.5
13	1	0	0	0	0	0	1	0.1
14	1	0	0	0	0	0	1	0.1
15	20	5	2	1	0	0	22	2.6
16	2	0	0	0	0	0	2	0.2
18	1	0	0	0	0	0	1	0.1
20	4	1	3	1	0	0	7	0.8
21	1	0	0	0	0	0	1	0.1
22	1	0	0	0	0	0	1	0.1
24	1	0	1	0	0	0	2	0.2
25	4	1	2	1	0	0	6	0.7
30	6	1	0	0	1	50	7	0.8
32	0	0	1	0	0	0	1	0.1
33	1	0	0	0	0	0	1	0.1
35	2	0	1	0	0	0	3	0.4
40	1	0	1	0	0	0	2	0.2
50	3	1	0	0	0	0	3	0.4
52	0	0	1	0	0	0	1	0.1
70	1	0	0	0	0	0	1	0.1
99	1	0	0	0	0	0	1	0.1
Valid responses =	441	53	396	47	2	0	839	99.4

Invalid responses include no response or multiple responses.

	Mean	Std Dev
Male	5.2880	9.4150
Female	3.1490	5.3406
Overall	4.3015	7.8700

16a. At what age did you first use tobacco (smoke, chew, snuff)

	Male		Female		Unknown		Total	
	Freq.	Pct.	Freq.	Pct.	Freq.	Pct.	Freq.	Pct.
01 Never	187	42	257	65	0	0	444	52.8
02 Under 10	1	0	2	1	0	0	3	0.4
03 10 - 11	3	1	2	1	0	0	5	0.6
04 12 - 13	19	4	9	2	0	0	28	3.3
05 14 - 15	50	11	27	7	0	0	77	9.2
06 16 - 17	72	16	54	14	0	0	126	15.0
07 18 - 20	105	24	44	11	1	100	150	17.8
08 21 - 25	5	1	3	1	0	0	8	1.0
09 26+	0	0	0	0	0	0	0	0.0
Valid responses =	442	53	398	47	1	0	841	99.6

Invalid responses include no response or multiple responses.

Louisiana State University Baton Rouge (online) (2017 Other)

SIUC/Core Institute
374 East Grand Avenue
(618) 453-4420
Carbondale, IL 62901

Consortium Number = 7170
Institution Number = 4135
Number of Surveys = 844

Cross-tabulation Report
Core Alcohol and Drug Survey - Short Form

Thursday, March 02, 2017
Page 7 of 35

16b. At what age did you first use alcohol (beer, wine, liquor)

	Male		Female		Unknown		Total	
	Freq.	Pct.	Freq.	Pct.	Freq.	Pct.	Freq.	Pct.
01 Never	59	13	42	11	0	0	101	12.0
02 Under 10	6	1	4	1	0	0	10	1.2
03 10 - 11	1	0	5	1	0	0	6	0.7
04 12 - 13	26	6	24	6	0	0	50	5.9
05 14 - 15	78	18	73	18	0	0	151	18.0
06 16 - 17	142	32	135	34	1	100	278	33.1
07 18 - 20	116	26	106	27	0	0	222	26.4
08 21 - 25	14	3	9	2	0	0	23	2.7
09 26+	0	0	0	0	0	0	0	0.0
Valid responses =	442	53	398	47	1	0	841	99.6

Invalid responses include no response or multiple responses.

16c. At what age did you first use marijuana (pot, hash, hash oil)

	Male		Female		Unknown		Total	
	Freq.	Pct.	Freq.	Pct.	Freq.	Pct.	Freq.	Pct.
01 Never	202	46	188	47	0	0	390	46.5
02 Under 10	1	0	2	1	0	0	3	0.4
03 10 - 11	0	0	0	0	0	0	0	0.0
04 12 - 13	11	2	5	1	0	0	16	1.9
05 14 - 15	37	8	38	10	0	0	75	8.9
06 16 - 17	78	18	71	18	1	100	150	17.9
07 18 - 20	103	23	84	21	0	0	187	22.3
08 21 - 25	9	2	9	2	0	0	18	2.1
09 26+	0	0	0	0	0	0	0	0.0
Valid responses =	441	53	397	47	1	0	839	99.4

Invalid responses include no response or multiple responses.

16d. At what age did you first use cocaine (crack, rock, freebase)

	Male		Female		Unknown		Total	
	Freq.	Pct.	Freq.	Pct.	Freq.	Pct.	Freq.	Pct.
01 Never	344	78	355	89	1	100	700	83.5
02 Under 10	1	0	0	0	0	0	1	0.1
03 10 - 11	0	0	0	0	0	0	0	0.0
04 12 - 13	0	0	1	0	0	0	1	0.1
05 14 - 15	1	0	1	0	0	0	2	0.2
06 16 - 17	12	3	6	2	0	0	18	2.1
07 18 - 20	73	17	29	7	0	0	102	12.2
08 21 - 25	9	2	5	1	0	0	14	1.7
09 26+	0	0	0	0	0	0	0	0.0
Valid responses =	440	53	397	47	1	0	838	99.3

Invalid responses include no response or multiple responses.

16e. At what age did you first use amphetamines (diet pills, speed)

	Male		Female		Unknown		Total	
	Freq.	Pct.	Freq.	Pct.	Freq.	Pct.	Freq.	Pct.
01 Never	358	82	342	86	0	0	700	83.6
02 Under 10	2	0	4	1	0	0	6	0.7
03 10 - 11	0	0	1	0	0	0	1	0.1
04 12 - 13	0	0	3	1	0	0	3	0.4
05 14 - 15	2	0	11	3	0	0	13	1.6
06 16 - 17	20	5	13	3	0	0	33	3.9
07 18 - 20	52	12	22	6	0	0	74	8.8
08 21 - 25	4	1	1	0	1	100	6	0.7
09 26+	1	0	0	0	0	0	1	0.1
Valid responses =	439	52	397	47	1	0	837	99.2

Invalid responses include no response or multiple responses.

Louisiana State University Baton Rouge (online) (2017 Other)

SIUC/Core Institute
374 East Grand Avenue
(618) 453-4420
Carbondale, IL 62901

Consortium Number = 7170
Institution Number = 4135
Number of Surveys = 844

Cross-tabulation Report
Core Alcohol and Drug Survey - Short Form

Thursday, March 02, 2017
Page 8 of 35

16f. At what age did you first use sedatives (downers, ludes)

	Male		Female		Unknown		Total		
	Freq.	Pct.	Freq.	Pct.	Freq.	Pct.	Freq.	Pct.	
01 Never	384	87	357	90	0	0	741	88.3	
02 Under 10	2	0	0	0	0	0	2	0.2	
03 10 - 11	0	0	1	0	0	0	1	0.1	
04 12 - 13	0	0	2	1	0	0	2	0.2	
05 14 - 15	1	0	5	1	0	0	6	0.7	
06 16 - 17	12	3	11	3	0	0	23	2.7	
07 18 - 20	39	9	21	5	1	100	61	7.3	
08 21 - 25	3	1	0	0	0	0	3	0.4	
09 26+	0	0	0	0	0	0	0	0.0	
Valid responses =	441	53	397	47	1	0	839	99.4	

Invalid responses include no response or multiple responses.

16g. At what age did you first use hallucinogens (LSD, PCP)

	Male		Female		Unknown		Total		
	Freq.	Pct.	Freq.	Pct.	Freq.	Pct.	Freq.	Pct.	
01 Never	354	80	351	88	1	100	706	84.1	
02 Under 10	1	0	1	0	0	0	2	0.2	
03 10 - 11	0	0	0	0	0	0	0	0.0	
04 12 - 13	1	0	0	0	0	0	1	0.1	
05 14 - 15	2	0	2	1	0	0	4	0.5	
06 16 - 17	16	4	10	3	0	0	26	3.1	
07 18 - 20	59	13	30	8	0	0	89	10.6	
08 21 - 25	8	2	3	1	0	0	11	1.3	
09 26+	0	0	0	0	0	0	0	0.0	
Valid responses =	441	53	397	47	1	0	839	99.4	

Invalid responses include no response or multiple responses.

16h. At what age did you first use opiates (heroin, smack, horse)

	Male		Female		Unknown		Total		
	Freq.	Pct.	Freq.	Pct.	Freq.	Pct.	Freq.	Pct.	
01 Never	420	95	388	97	1	100	809	96.3	
02 Under 10	1	0	2	1	0	0	3	0.4	
03 10 - 11	0	0	0	0	0	0	0	0.0	
04 12 - 13	1	0	1	0	0	0	2	0.2	
05 14 - 15	2	0	1	0	0	0	3	0.4	
06 16 - 17	10	2	2	1	0	0	12	1.4	
07 18 - 20	5	1	3	1	0	0	8	1.0	
08 21 - 25	2	0	1	0	0	0	3	0.4	
09 26+	0	0	0	0	0	0	0	0.0	
Valid responses =	441	53	398	47	1	0	840	99.5	

Invalid responses include no response or multiple responses.

16i. At what age did you first use inhalants (glue, solvents, gas)

	Male		Female		Unknown		Total		
	Freq.	Pct.	Freq.	Pct.	Freq.	Pct.	Freq.	Pct.	
01 Never	420	95	381	96	1	100	802	95.6	
02 Under 10	1	0	0	0	0	0	1	0.1	
03 10 - 11	0	0	0	0	0	0	0	0.0	
04 12 - 13	1	0	1	0	0	0	2	0.2	
05 14 - 15	3	1	4	1	0	0	7	0.8	
06 16 - 17	6	1	3	1	0	0	9	1.1	
07 18 - 20	9	2	8	2	0	0	17	2.0	
08 21 - 25	1	0	0	0	0	0	1	0.1	
09 26+	0	0	0	0	0	0	0	0.0	
Valid responses =	441	53	397	47	1	0	839	99.4	

Invalid responses include no response or multiple responses.

Louisiana State University Baton Rouge (online) (2017 Other)

SIUC/Core Institute
374 East Grand Avenue
(618) 453-4420
Carbondale, IL 62901

Consortium Number = 7170
Institution Number = 4135
Number of Surveys = 844

Cross-tabulation Report
Core Alcohol and Drug Survey - Short Form

Thursday, March 02, 2017
Page 9 of 35

16j. At what age did you first use designer drugs (ecstasy, MDMA)

	Male		Female		Unknown		Total		
	Freq.	Pct.	Freq.	Pct.	Freq.	Pct.	Freq.	Pct.	
01 Never	378	86	356	89	0	0	734	87.3	
02 Under 10	1	0	0	0	0	0	1	0.1	
03 10 - 11	0	0	0	0	0	0	0	0.0	
04 12 - 13	0	0	0	0	0	0	0	0.0	
05 14 - 15	1	0	2	1	0	0	3	0.4	
06 16 - 17	14	3	13	3	0	0	27	3.2	
07 18 - 20	40	9	25	6	1	100	66	7.8	
08 21 - 25	8	2	2	1	0	0	10	1.2	
09 26+	0	0	0	0	0	0	0	0.0	
Valid responses =	442	53	398	47	1	0	841	99.6	

Invalid responses include no response or multiple responses.

16k. At what age did you first use steroids

	Male		Female		Unknown		Total		
	Freq.	Pct.	Freq.	Pct.	Freq.	Pct.	Freq.	Pct.	
01 Never	435	98	396	99	1	100	832	98.9	
02 Under 10	1	0	2	1	0	0	3	0.4	
03 10 - 11	0	0	0	0	0	0	0	0.0	
04 12 - 13	0	0	0	0	0	0	0	0.0	
05 14 - 15	0	0	0	0	0	0	0	0.0	
06 16 - 17	1	0	0	0	0	0	1	0.1	
07 18 - 20	4	1	0	0	0	0	4	0.5	
08 21 - 25	1	0	0	0	0	0	1	0.1	
09 26+	0	0	0	0	0	0	0	0.0	
Valid responses =	442	53	398	47	1	0	841	99.6	

Invalid responses include no response or multiple responses.

16l. At what age did you first use other illegal drugs

	Male		Female		Unknown		Total		
	Freq.	Pct.	Freq.	Pct.	Freq.	Pct.	Freq.	Pct.	
01 Never	412	93	373	94	1	100	786	93.5	
02 Under 10	1	0	1	0	0	0	2	0.2	
03 10 - 11	0	0	0	0	0	0	0	0.0	
04 12 - 13	0	0	0	0	0	0	0	0.0	
05 14 - 15	0	0	5	1	0	0	5	0.6	
06 16 - 17	7	2	9	2	0	0	16	1.9	
07 18 - 20	19	4	8	2	0	0	27	3.2	
08 21 - 25	3	1	2	1	0	0	5	0.6	
09 26+	0	0	0	0	0	0	0	0.0	
Valid responses =	442	53	398	47	1	0	841	99.6	

Invalid responses include no response or multiple responses.

17a. Within the last year about how often have you used tobacco (smoke, chew, snuff)

	Male		Female		Unknown		Total		
	Freq.	Pct.	Freq.	Pct.	Freq.	Pct.	Freq.	Pct.	
01 Never	225	51	285	72	2	100	512	60.9	
02 Once/year	41	9	38	10	0	0	79	9.4	
03 6 times/year	37	8	35	9	0	0	72	8.6	
04 Once/month	29	7	4	1	0	0	33	3.9	
05 Twice/month	17	4	8	2	0	0	25	3.0	
06 Once/week	20	5	5	1	0	0	25	3.0	
07 3 times/week	15	3	3	1	0	0	18	2.1	
08 5 times/week	24	5	4	1	0	0	28	3.3	
09 Every day	34	8	15	4	0	0	49	5.8	
Valid responses =	442	53	397	47	2	0	841	99.6	

Invalid responses include no response or multiple responses.

Louisiana State University Baton Rouge (online) (2017 Other)

SIUC/Core Institute
374 East Grand Avenue
(618) 453-4420
Carbondale, IL 62901

Consortium Number = 7170
Institution Number = 4135
Number of Surveys = 844

Cross-tabulation Report
Core Alcohol and Drug Survey - Short Form

Thursday, March 02, 2017
Page 10 of 35

17b. Within the last year about how often have you used alcohol (beer, wine, liquor)

	Male		Female		Unknown		Total	
	Freq.	Pct.	Freq.	Pct.	Freq.	Pct.	Freq.	Pct.
01 Never	73	17	50	13	0	0	123	14.6
02 Once/year	29	7	22	6	0	0	51	6.1
03 6 times/year	44	10	39	10	0	0	83	9.9
04 Once/month	36	8	40	10	1	50	77	9.1
05 Twice/month	32	7	61	15	0	0	93	11.0
06 Once/week	105	24	107	27	0	0	212	25.2
07 3 times/week	88	20	66	17	0	0	154	18.3
08 5 times/week	30	7	11	3	0	0	41	4.9
09 Every day	5	1	2	1	1	50	8	1.0
Valid responses =	442	52	398	47	2	0	842	99.8

Invalid responses include no response or multiple responses.

17c. Within the last year about how often have you used marijuana (pot, hash, hash oil)

	Male		Female		Unknown		Total	
	Freq.	Pct.	Freq.	Pct.	Freq.	Pct.	Freq.	Pct.
01 Never	239	54	229	58	1	50	469	55.7
02 Once/year	39	9	44	11	0	0	83	9.9
03 6 times/year	31	7	40	10	0	0	71	8.4
04 Once/month	15	3	20	5	0	0	35	4.2
05 Twice/month	13	3	12	3	0	0	25	3.0
06 Once/week	19	4	13	3	1	50	33	3.9
07 3 times/week	22	5	12	3	0	0	34	4.0
08 5 times/week	24	5	10	3	0	0	34	4.0
09 Every day	41	9	17	4	0	0	58	6.9
Valid responses =	443	53	397	47	2	0	842	99.8

Invalid responses include no response or multiple responses.

17d. Within the last year about how often have you used cocaine (crack, rock, freebase)

	Male		Female		Unknown		Total	
	Freq.	Pct.	Freq.	Pct.	Freq.	Pct.	Freq.	Pct.
01 Never	365	83	362	91	2	100	729	86.8
02 Once/year	40	9	18	5	0	0	58	6.9
03 6 times/year	20	5	8	2	0	0	28	3.3
04 Once/month	9	2	1	0	0	0	10	1.2
05 Twice/month	5	1	5	1	0	0	10	1.2
06 Once/week	1	0	1	0	0	0	2	0.2
07 3 times/week	0	0	1	0	0	0	1	0.1
08 5 times/week	0	0	0	0	0	0	0	0.0
09 Every day	1	0	1	0	0	0	2	0.2
Valid responses =	441	53	397	47	2	0	840	99.5

Invalid responses include no response or multiple responses.

17e. Within the last year about how often have you used amphetamines (diet pills, speed)

	Male		Female		Unknown		Total	
	Freq.	Pct.	Freq.	Pct.	Freq.	Pct.	Freq.	Pct.
01 Never	376	85	364	91	1	50	741	87.9
02 Once/year	18	4	8	2	0	0	26	3.1
03 6 times/year	12	3	5	1	0	0	17	2.0
04 Once/month	8	2	4	1	0	0	12	1.4
05 Twice/month	10	2	4	1	0	0	14	1.7
06 Once/week	7	2	5	1	0	0	12	1.4
07 3 times/week	4	1	2	1	0	0	6	0.7
08 5 times/week	3	1	2	1	1	50	6	0.7
09 Every day	5	1	4	1	0	0	9	1.1
Valid responses =	443	53	398	47	2	0	843	99.9

Invalid responses include no response or multiple responses.

Louisiana State University Baton Rouge (online) (2017 Other)

SIUC/Core Institute
374 East Grand Avenue
(618) 453-4420
Carbondale, IL 62901

Consortium Number = 7170
Institution Number = 4135
Number of Surveys = 844

Cross-tabulation Report
Core Alcohol and Drug Survey - Short Form

Thursday, March 02, 2017
Page 11 of 35

17f. Within the last year about how often have you used sedatives (downers, ludes)

	Male		Female		Unknown		Total	
	Freq.	Pct.	Freq.	Pct.	Freq.	Pct.	Freq.	Pct.
01 Never	407	92	368	93	2	100	777	92.3
02 Once/year	20	5	11	3	0	0	31	3.7
03 6 times/year	10	2	5	1	0	0	15	1.8
04 Once/month	3	1	5	1	0	0	8	1.0
05 Twice/month	1	0	3	1	0	0	4	0.5
06 Once/week	0	0	3	1	0	0	3	0.4
07 3 times/week	0	0	2	1	0	0	2	0.2
08 5 times/week	0	0	0	0	0	0	0	0.0
09 Every day	2	0	0	0	0	0	2	0.2
Valid responses =	443	53	397	47	2	0	842	99.8

Invalid responses include no response or multiple responses.

17g. Within the last year about how often have you used hallucinogens (LSD, PCP)

	Male		Female		Unknown		Total	
	Freq.	Pct.	Freq.	Pct.	Freq.	Pct.	Freq.	Pct.
01 Never	375	85	368	92	2	100	745	88.4
02 Once/year	45	10	22	6	0	0	67	7.9
03 6 times/year	11	2	3	1	0	0	14	1.7
04 Once/month	6	1	2	1	0	0	8	0.9
05 Twice/month	5	1	2	1	0	0	7	0.8
06 Once/week	0	0	0	0	0	0	0	0.0
07 3 times/week	0	0	0	0	0	0	0	0.0
08 5 times/week	0	0	0	0	0	0	0	0.0
09 Every day	1	0	1	0	0	0	2	0.2
Valid responses =	443	53	398	47	2	0	843	99.9

Invalid responses include no response or multiple responses.

17h. Within the last year about how often have you used opiates (heroin, smack, horse)

	Male		Female		Unknown		Total	
	Freq.	Pct.	Freq.	Pct.	Freq.	Pct.	Freq.	Pct.
01 Never	433	98	391	98	2	100	826	98.1
02 Once/year	6	1	3	1	0	0	9	1.1
03 6 times/year	1	0	2	1	0	0	3	0.4
04 Once/month	1	0	0	0	0	0	1	0.1
05 Twice/month	0	0	0	0	0	0	0	0.0
06 Once/week	0	0	0	0	0	0	0	0.0
07 3 times/week	0	0	0	0	0	0	0	0.0
08 5 times/week	0	0	0	0	0	0	0	0.0
09 Every day	1	0	2	1	0	0	3	0.4
Valid responses =	442	52	398	47	2	0	842	99.8

Invalid responses include no response or multiple responses.

17i. Within the last year about how often have you used inhalants (glue, solvents, gas)

	Male		Female		Unknown		Total	
	Freq.	Pct.	Freq.	Pct.	Freq.	Pct.	Freq.	Pct.
01 Never	434	98	391	98	2	100	827	98.2
02 Once/year	3	1	6	2	0	0	9	1.1
03 6 times/year	2	0	1	0	0	0	3	0.4
04 Once/month	2	0	0	0	0	0	2	0.2
05 Twice/month	0	0	0	0	0	0	0	0.0
06 Once/week	0	0	0	0	0	0	0	0.0
07 3 times/week	0	0	0	0	0	0	0	0.0
08 5 times/week	0	0	0	0	0	0	0	0.0
09 Every day	1	0	0	0	0	0	1	0.1
Valid responses =	442	52	398	47	2	0	842	99.8

Invalid responses include no response or multiple responses.

Louisiana State University Baton Rouge (online) (2017 Other)

SIUC/Core Institute
374 East Grand Avenue
(618) 453-4420
Carbondale, IL 62901

Consortium Number = 7170
Institution Number = 4135
Number of Surveys = 844

Cross-tabulation Report
Core Alcohol and Drug Survey - Short Form

Thursday, March 02, 2017
Page 12 of 35

17j. Within the last year about how often have you used designer drugs (ecstasy, MDMA)

	Male		Female		Unknown		Total	
	Freq.	Pct.	Freq.	Pct.	Freq.	Pct.	Freq.	Pct.
01 Never	405	92	373	94	2	100	780	92.6
02 Once/year	29	7	19	5	0	0	48	5.7
03 6 times/year	4	1	3	1	0	0	7	0.8
04 Once/month	3	1	2	1	0	0	5	0.6
05 Twice/month	0	0	0	0	0	0	0	0.0
06 Once/week	0	0	1	0	0	0	1	0.1
07 3 times/week	0	0	0	0	0	0	0	0.0
08 5 times/week	0	0	0	0	0	0	0	0.0
09 Every day	1	0	0	0	0	0	1	0.1
Valid responses =	442	52	398	47	2	0	842	99.8

Invalid responses include no response or multiple responses.

17k. Within the last year about how often have you used steroids

	Male		Female		Unknown		Total	
	Freq.	Pct.	Freq.	Pct.	Freq.	Pct.	Freq.	Pct.
01 Never	439	99	395	99	2	100	836	99.3
02 Once/year	2	0	1	0	0	0	3	0.4
03 6 times/year	0	0	0	0	0	0	0	0.0
04 Once/month	0	0	0	0	0	0	0	0.0
05 Twice/month	0	0	0	0	0	0	0	0.0
06 Once/week	0	0	0	0	0	0	0	0.0
07 3 times/week	0	0	0	0	0	0	0	0.0
08 5 times/week	0	0	0	0	0	0	0	0.0
09 Every day	1	0	2	1	0	0	3	0.4
Valid responses =	442	52	398	47	2	0	842	99.8

Invalid responses include no response or multiple responses.

17l. Within the last year about how often have you used other illegal drugs

	Male		Female		Unknown		Total	
	Freq.	Pct.	Freq.	Pct.	Freq.	Pct.	Freq.	Pct.
01 Never	429	97	381	96	2	100	812	96.4
02 Once/year	8	2	11	3	0	0	19	2.3
03 6 times/year	1	0	2	1	0	0	3	0.4
04 Once/month	1	0	1	0	0	0	2	0.2
05 Twice/month	1	0	1	0	0	0	2	0.2
06 Once/week	2	0	0	0	0	0	2	0.2
07 3 times/week	0	0	0	0	0	0	0	0.0
08 5 times/week	0	0	0	0	0	0	0	0.0
09 Every day	1	0	1	0	0	0	2	0.2
Valid responses =	443	53	397	47	2	0	842	99.8

Invalid responses include no response or multiple responses.

18a. During the past 30 days on how many days did you have tobacco (smoke, chew, snuff)

	Male		Female		Unknown		Total	
	Freq.	Pct.	Freq.	Pct.	Freq.	Pct.	Freq.	Pct.
01 0 days	296	67	340	86	2	100	638	76.0
02 1-2 days	46	10	29	7	0	0	75	8.9
03 3-5 days	13	3	3	1	0	0	16	1.9
04 6-9 days	18	4	3	1	0	0	21	2.5
05 10-19 days	16	4	6	2	0	0	22	2.6
06 20-29 days	34	8	5	1	0	0	39	4.6
07 All 30 days	19	4	10	3	0	0	29	3.5
Valid responses =	442	53	396	47	2	0	840	99.5

Invalid responses include no response or multiple responses.

Louisiana State University Baton Rouge (online) (2017 Other)

SIUC/Core Institute
374 East Grand Avenue
(618) 453-4420
Carbondale, IL 62901

Consortium Number = 7170
Institution Number = 4135
Number of Surveys = 844

Cross-tabulation Report
Core Alcohol and Drug Survey - Short Form

Thursday, March 02, 2017
Page 13 of 35

18b. During the past 30 days on how many days did you have alcohol (beer, wine, liquor)

	Male		Female		Unknown		Total	
	Freq.	Pct.	Freq.	Pct.	Freq.	Pct.	Freq.	Pct.
01 0 days	132	30	97	25	0	0	229	27.4
02 1-2 days	71	16	85	22	0	0	156	18.6
03 3-5 days	64	15	85	22	1	50	150	17.9
04 6-9 days	82	19	74	19	0	0	156	18.6
05 10-19 days	64	15	45	11	0	0	109	13.0
06 20-29 days	24	5	7	2	0	0	31	3.7
07 All 30 days	4	1	1	0	1	50	6	0.7
Valid responses =	441	53	394	47	2	0	837	99.2

Invalid responses include no response or multiple responses.

18c. During the past 30 days on how many days did you have marijuana (pot, hash, hash oil)

	Male		Female		Unknown		Total	
	Freq.	Pct.	Freq.	Pct.	Freq.	Pct.	Freq.	Pct.
01 0 days	305	69	303	77	1	50	609	72.5
02 1-2 days	34	8	32	8	0	0	66	7.9
03 3-5 days	13	3	19	5	0	0	32	3.8
04 6-9 days	14	3	8	2	1	50	23	2.7
05 10-19 days	18	4	11	3	0	0	29	3.5
06 20-29 days	32	7	13	3	0	0	45	5.4
07 All 30 days	26	6	10	3	0	0	36	4.3
Valid responses =	442	53	396	47	2	0	840	99.5

Invalid responses include no response or multiple responses.

18d. During the past 30 days on how many days did you have cocaine (crack, rock, freebase)

	Male		Female		Unknown		Total	
	Freq.	Pct.	Freq.	Pct.	Freq.	Pct.	Freq.	Pct.
01 0 days	414	94	383	97	2	100	799	95.5
02 1-2 days	16	4	4	1	0	0	20	2.4
03 3-5 days	5	1	5	1	0	0	10	1.2
04 6-9 days	3	1	1	0	0	0	4	0.5
05 10-19 days	0	0	2	1	0	0	2	0.2
06 20-29 days	0	0	0	0	0	0	0	0.0
07 All 30 days	1	0	1	0	0	0	2	0.2
Valid responses =	439	52	396	47	2	0	837	99.2

Invalid responses include no response or multiple responses.

18e. During the past 30 days on how many days did you have amphetamines (diet pills, speed)

	Male		Female		Unknown		Total	
	Freq.	Pct.	Freq.	Pct.	Freq.	Pct.	Freq.	Pct.
01 0 days	408	93	371	94	1	50	780	93.1
02 1-2 days	10	2	9	2	0	0	19	2.3
03 3-5 days	8	2	3	1	0	0	11	1.3
04 6-9 days	3	1	6	2	0	0	9	1.1
05 10-19 days	5	1	2	1	0	0	7	0.8
06 20-29 days	4	1	2	1	1	50	7	0.8
07 All 30 days	2	0	3	1	0	0	5	0.6
Valid responses =	440	53	396	47	2	0	838	99.3

Invalid responses include no response or multiple responses.

Louisiana State University Baton Rouge (online) (2017 Other)

SIUC/Core Institute
374 East Grand Avenue
(618) 453-4420
Carbondale, IL 62901

Consortium Number = 7170
Institution Number = 4135
Number of Surveys = 844

Cross-tabulation Report
Core Alcohol and Drug Survey - Short Form

Thursday, March 02, 2017
Page 14 of 35

18f. During the past 30 days on how many days did you have sedatives (downers, ludes)

	Male		Female		Unknown		Total		
	Freq.	Pct.	Freq.	Pct.	Freq.	Pct.	Freq.	Pct.	
01 0 days	428	97	383	97	2	100	813	97.0	
02 1-2 days	7	2	7	2	0	0	14	1.7	
03 3-5 days	3	1	2	1	0	0	5	0.6	
04 6-9 days	0	0	2	1	0	0	2	0.2	
05 10-19 days	0	0	2	1	0	0	2	0.2	
06 20-29 days	0	0	0	0	0	0	0	0.0	
07 All 30 days	2	0	0	0	0	0	2	0.2	
Valid responses =	440	53	396	47	2	0	838	99.3	

Invalid responses include no response or multiple responses.

18g. During the past 30 days on how many days did you have hallucinogens (LSD, PCP)

	Male		Female		Unknown		Total		
	Freq.	Pct.	Freq.	Pct.	Freq.	Pct.	Freq.	Pct.	
01 0 days	422	96	388	98	2	100	812	96.9	
02 1-2 days	14	3	6	2	0	0	20	2.4	
03 3-5 days	2	0	2	1	0	0	4	0.5	
04 6-9 days	1	0	0	0	0	0	1	0.1	
05 10-19 days	0	0	0	0	0	0	0	0.0	
06 20-29 days	0	0	0	0	0	0	0	0.0	
07 All 30 days	1	0	0	0	0	0	1	0.1	
Valid responses =	440	53	396	47	2	0	838	99.3	

Invalid responses include no response or multiple responses.

18h. During the past 30 days on how many days did you have opiates (heroin, smack, horse)

	Male		Female		Unknown		Total		
	Freq.	Pct.	Freq.	Pct.	Freq.	Pct.	Freq.	Pct.	
01 0 days	435	99	392	99	2	100	829	99.2	
02 1-2 days	3	1	1	0	0	0	4	0.5	
03 3-5 days	0	0	0	0	0	0	0	0.0	
04 6-9 days	0	0	0	0	0	0	0	0.0	
05 10-19 days	0	0	0	0	0	0	0	0.0	
06 20-29 days	0	0	0	0	0	0	0	0.0	
07 All 30 days	1	0	2	1	0	0	3	0.4	
Valid responses =	439	53	395	47	2	0	836	99.1	

Invalid responses include no response or multiple responses.

18i. During the past 30 days on how many days did you have inhalants (glue, solvents, gas)

	Male		Female		Unknown		Total		
	Freq.	Pct.	Freq.	Pct.	Freq.	Pct.	Freq.	Pct.	
01 0 days	436	99	395	100	2	100	833	99.4	
02 1-2 days	2	0	0	0	0	0	2	0.2	
03 3-5 days	2	0	0	0	0	0	2	0.2	
04 6-9 days	0	0	0	0	0	0	0	0.0	
05 10-19 days	0	0	0	0	0	0	0	0.0	
06 20-29 days	0	0	0	0	0	0	0	0.0	
07 All 30 days	1	0	0	0	0	0	1	0.1	
Valid responses =	441	53	395	47	2	0	838	99.3	

Invalid responses include no response or multiple responses.

Louisiana State University Baton Rouge (online) (2017 Other)

SIUC/Core Institute
374 East Grand Avenue
(618) 453-4420
Carbondale, IL 62901

Consortium Number = 7170
Institution Number = 4135
Number of Surveys = 844

Cross-tabulation Report
Core Alcohol and Drug Survey - Short Form

Thursday, March 02, 2017
Page 15 of 35

18j. During the past 30 days on how many days did you have designer drugs (ecstasy, MDMA)

	Male		Female		Unknown		Total		
	Freq.	Pct.	Freq.	Pct.	Freq.	Pct.	Freq.	Pct.	
01 0 days	438	99	389	98	2	100	829	98.8	
02 1-2 days	2	0	6	2	0	0	8	1.0	
03 3-5 days	0	0	0	0	0	0	0	0.0	
04 6-9 days	0	0	0	0	0	0	0	0.0	
05 10-19 days	0	0	0	0	0	0	0	0.0	
06 20-29 days	0	0	1	0	0	0	1	0.1	
07 All 30 days	1	0	0	0	0	0	1	0.1	
Valid responses =	441	53	396	47	2	0	839	99.4	

Invalid responses include no response or multiple responses.

18k. During the past 30 days on how many days did you have steroids

	Male		Female		Unknown		Total		
	Freq.	Pct.	Freq.	Pct.	Freq.	Pct.	Freq.	Pct.	
01 0 days	440	100	394	99	2	100	836	99.6	
02 1-2 days	0	0	0	0	0	0	0	0.0	
03 3-5 days	0	0	0	0	0	0	0	0.0	
04 6-9 days	0	0	0	0	0	0	0	0.0	
05 10-19 days	0	0	0	0	0	0	0	0.0	
06 20-29 days	0	0	0	0	0	0	0	0.0	
07 All 30 days	1	0	2	1	0	0	3	0.4	
Valid responses =	441	53	396	47	2	0	839	99.4	

Invalid responses include no response or multiple responses.

18l. During the past 30 days on how many days did you have other illegal drugs

	Male		Female		Unknown		Total		
	Freq.	Pct.	Freq.	Pct.	Freq.	Pct.	Freq.	Pct.	
01 0 days	438	99	391	99	2	100	831	99.0	
02 1-2 days	1	0	4	1	0	0	5	0.6	
03 3-5 days	0	0	0	0	0	0	0	0.0	
04 6-9 days	0	0	0	0	0	0	0	0.0	
05 10-19 days	1	0	0	0	0	0	1	0.1	
06 20-29 days	0	0	0	0	0	0	0	0.0	
07 All 30 days	1	0	1	0	0	0	2	0.2	
Valid responses =	441	53	396	47	2	0	839	99.4	

Invalid responses include no response or multiple responses.

19a. How often do you think the average student on your campus uses tobacco (smoke, chew, snuff)

	Male		Female		Unknown		Total		
	Freq.	Pct.	Freq.	Pct.	Freq.	Pct.	Freq.	Pct.	
01 Never	40	9	28	7	0	0	68	8.2	
02 Once/year	12	3	11	3	0	0	23	2.8	
03 6 times/year	35	8	33	8	0	0	68	8.2	
04 Once/month	48	11	39	10	1	50	88	10.6	
05 Twice/month	46	10	36	9	0	0	82	9.8	
06 Once/week	98	22	68	17	0	0	166	19.9	
07 3 times/week	94	21	92	24	0	0	186	22.3	
08 5 times/week	31	7	32	8	0	0	63	7.6	
09 Every day	36	8	52	13	1	50	89	10.7	
Valid responses =	440	53	391	47	2	0	833	98.7	

Invalid responses include no response or multiple responses.

Louisiana State University Baton Rouge (online) (2017 Other)

SIUC/Core Institute
374 East Grand Avenue
(618) 453-4420
Carbondale, IL 62901

Consortium Number = 7170
Institution Number = 4135
Number of Surveys = 844

Cross-tabulation Report
Core Alcohol and Drug Survey - Short Form

Thursday, March 02, 2017
Page 16 of 35

19b. How often do you think the average student on your campus uses alcohol (beer, wine, liquor)

	Male		Female		Unknown		Total		
	Freq.	Pct.	Freq.	Pct.	Freq.	Pct.	Freq.	Pct.	
01 Never	16	4	6	2	0	0	22	2.6	
02 Once/year	1	0	0	0	0	0	1	0.1	
03 6 times/year	5	1	3	1	0	0	8	1.0	
04 Once/month	6	1	7	2	0	0	13	1.6	
05 Twice/month	26	6	16	4	1	50	43	5.2	
06 Once/week	147	33	128	33	0	0	275	33.0	
07 3 times/week	163	37	147	38	0	0	310	37.2	
08 5 times/week	50	11	54	14	0	0	104	12.5	
09 Every day	27	6	30	8	1	50	58	7.0	
Valid responses =	441	53	391	47	2	0	834	98.8	

Invalid responses include no response or multiple responses.

19c. How often do you think the average student on your campus uses marijuana (pot, hash, hash oil)

	Male		Female		Unknown		Total		
	Freq.	Pct.	Freq.	Pct.	Freq.	Pct.	Freq.	Pct.	
01 Never	23	5	16	4	0	0	39	4.7	
02 Once/year	13	3	13	3	0	0	26	3.1	
03 6 times/year	30	7	26	7	0	0	56	6.7	
04 Once/month	56	13	43	11	0	0	99	11.9	
05 Twice/month	66	15	48	12	1	50	115	13.8	
06 Once/week	117	27	91	23	0	0	208	25.0	
07 3 times/week	76	17	85	22	0	0	161	19.3	
08 5 times/week	26	6	33	8	0	0	59	7.1	
09 Every day	33	8	36	9	1	50	70	8.4	
Valid responses =	440	53	391	47	2	0	833	98.7	

Invalid responses include no response or multiple responses.

19d. How often do you think the average student on your campus uses cocaine (crack, rock, freebase)

	Male		Female		Unknown		Total		
	Freq.	Pct.	Freq.	Pct.	Freq.	Pct.	Freq.	Pct.	
01 Never	137	31	117	30	0	0	254	30.5	
02 Once/year	113	26	80	20	0	0	193	23.2	
03 6 times/year	56	13	56	14	1	50	113	13.6	
04 Once/month	56	13	52	13	0	0	108	13.0	
05 Twice/month	32	7	36	9	0	0	68	8.2	
06 Once/week	35	8	37	9	0	0	72	8.7	
07 3 times/week	6	1	9	2	0	0	15	1.8	
08 5 times/week	1	0	2	1	1	50	4	0.5	
09 Every day	3	1	2	1	0	0	5	0.6	
Valid responses =	439	53	391	47	2	0	832	98.6	

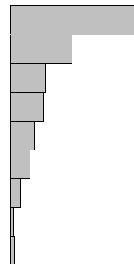
Invalid responses include no response or multiple responses.

19e. How often do you think the average student on your campus uses amphetamines (diet pills, speed)

	Male		Female		Unknown		Total		
	Freq.	Pct.	Freq.	Pct.	Freq.	Pct.	Freq.	Pct.	
01 Never	152	35	105	27	0	0	257	31.1	
02 Once/year	73	17	64	16	0	0	137	16.6	
03 6 times/year	49	11	58	15	1	50	108	13.1	
04 Once/month	31	7	52	13	0	0	83	10.0	
05 Twice/month	37	9	35	9	0	0	72	8.7	
06 Once/week	41	9	33	8	0	0	74	8.9	
07 3 times/week	26	6	19	5	0	0	45	5.4	
08 5 times/week	16	4	9	2	0	0	25	3.0	
09 Every day	10	2	15	4	1	50	26	3.1	
Valid responses =	435	53	390	47	2	0	827	98.0	

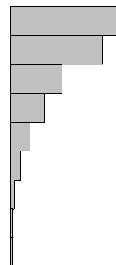
Invalid responses include no response or multiple responses.

19f. How often do you think the average student on your campus uses sedatives (downers, ludes)

	Male		Female		Unknown		Total		
	Freq.	Pct.	Freq.	Pct.	Freq.	Pct.	Freq.	Pct.	
01 Never	195	45	143	37	0	0	338	40.9	
02 Once/year	80	18	79	20	0	0	159	19.2	
03 6 times/year	41	9	48	12	1	50	90	10.9	
04 Once/month	44	10	41	11	0	0	85	10.3	
05 Twice/month	27	6	34	9	0	0	61	7.4	
06 Once/week	28	6	21	5	0	0	49	5.9	
07 3 times/week	12	3	15	4	0	0	27	3.3	
08 5 times/week	3	1	4	1	0	0	7	0.8	
09 Every day	5	1	5	1	1	50	11	1.3	
Valid responses =	435	53	390	47	2	0	827	98.0	

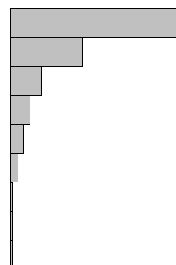
Invalid responses include no response or multiple responses.

19g. How often do you think the average student on your campus uses hallucinogens (LSD, PCP)

	Male		Female		Unknown		Total		
	Freq.	Pct.	Freq.	Pct.	Freq.	Pct.	Freq.	Pct.	
01 Never	142	32	134	35	0	0	276	33.4	
02 Once/year	135	31	102	26	1	50	238	28.8	
03 6 times/year	63	14	68	18	1	50	132	16.0	
04 Once/month	46	11	42	11	0	0	88	10.6	
05 Twice/month	25	6	24	6	0	0	49	5.9	
06 Once/week	16	4	11	3	0	0	27	3.3	
07 3 times/week	6	1	3	1	0	0	9	1.1	
08 5 times/week	1	0	3	1	0	0	4	0.5	
09 Every day	3	1	1	0	0	0	4	0.5	
Valid responses =	437	53	388	47	2	0	827	98.0	

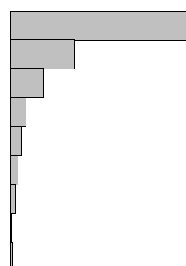
Invalid responses include no response or multiple responses.

19h. How often do you think the average student on your campus uses opiates (heroin, smack, horse)

	Male		Female		Unknown		Total		
	Freq.	Pct.	Freq.	Pct.	Freq.	Pct.	Freq.	Pct.	
01 Never	247	56	202	52	1	50	450	54.2	
02 Once/year	104	24	82	21	0	0	186	22.4	
03 6 times/year	32	7	47	12	1	50	80	9.6	
04 Once/month	23	5	26	7	0	0	49	5.9	
05 Twice/month	13	3	21	5	0	0	34	4.1	
06 Once/week	12	3	6	2	0	0	18	2.2	
07 3 times/week	2	0	2	1	0	0	4	0.5	
08 5 times/week	2	0	2	1	0	0	4	0.5	
09 Every day	3	1	2	1	0	0	5	0.6	
Valid responses =	438	53	390	47	2	0	830	98.3	

Invalid responses include no response or multiple responses.

19i. How often do you think the average student on your campus uses inhalants (glue, solvents, gas)

	Male		Female		Unknown		Total		
	Freq.	Pct.	Freq.	Pct.	Freq.	Pct.	Freq.	Pct.	
01 Never	261	60	207	53	1	50	469	56.7	
02 Once/year	86	20	79	20	1	50	166	20.1	
03 6 times/year	38	9	47	12	0	0	85	10.3	
04 Once/month	18	4	23	6	0	0	41	5.0	
05 Twice/month	10	2	18	5	0	0	28	3.4	
06 Once/week	13	3	5	1	0	0	18	2.2	
07 3 times/week	5	1	8	2	0	0	13	1.6	
08 5 times/week	2	0	1	0	0	0	3	0.4	
09 Every day	3	1	1	0	0	0	4	0.5	
Valid responses =	436	53	389	47	2	0	827	98.0	

Invalid responses include no response or multiple responses.

19j. How often do you think the average student on your campus uses designer drugs (ecstasy, MDMA)

	Male		Female		Unknown		Total	
	Freq.	Pct.	Freq.	Pct.	Freq.	Pct.	Freq.	Pct.
01 Never	144	33	122	31	0	0	266	32.2
02 Once/year	117	27	106	27	1	50	224	27.1
03 6 times/year	71	16	82	21	0	0	153	18.5
04 Once/month	37	9	39	10	1	50	77	9.3
05 Twice/month	34	8	24	6	0	0	58	7.0
06 Once/week	19	4	9	2	0	0	28	3.4
07 3 times/week	7	2	5	1	0	0	12	1.5
08 5 times/week	3	1	2	1	0	0	5	0.6
09 Every day	3	1	1	0	0	0	4	0.5
Valid responses =	435	53	390	47	2	0	827	98.0

Invalid responses include no response or multiple responses.

19k. How often do you think the average student on your campus uses steroids

	Male		Female		Unknown		Total	
	Freq.	Pct.	Freq.	Pct.	Freq.	Pct.	Freq.	Pct.
01 Never	226	52	158	41	1	50	385	46.7
02 Once/year	87	20	70	18	0	0	157	19.0
03 6 times/year	38	9	54	14	1	50	93	11.3
04 Once/month	31	7	42	11	0	0	73	8.8
05 Twice/month	16	4	36	9	0	0	52	6.3
06 Once/week	20	5	11	3	0	0	31	3.8
07 3 times/week	9	2	8	2	0	0	17	2.1
08 5 times/week	4	1	4	1	0	0	8	1.0
09 Every day	5	1	4	1	0	0	9	1.1
Valid responses =	436	53	387	47	2	0	825	97.7

Invalid responses include no response or multiple responses.

19l. How often do you think the average student on your campus uses other illegal drugs

	Male		Female		Unknown		Total	
	Freq.	Pct.	Freq.	Pct.	Freq.	Pct.	Freq.	Pct.
01 Never	218	50	168	43	1	50	387	46.6
02 Once/year	104	24	101	26	1	50	206	24.8
03 6 times/year	42	10	47	12	0	0	89	10.7
04 Once/month	19	4	33	8	0	0	52	6.3
05 Twice/month	13	3	18	5	0	0	31	3.7
06 Once/week	22	5	13	3	0	0	35	4.2
07 3 times/week	10	2	6	2	0	0	16	1.9
08 5 times/week	3	1	2	1	0	0	5	0.6
09 Every day	6	1	3	1	0	0	9	1.1
Valid responses =	437	53	391	47	2	0	830	98.3

Invalid responses include no response or multiple responses.

20a. Where have you used tobacco (smoke, chew, snuff)

	Male		Female		Unknown		Total	
	Freq.	Pct.	Freq.	Pct.	Freq.	Pct.	Freq.	Pct.
01 Never used	200	45	254	64	1	50	455	53.9
02 On campus events	86	19	29	7	1	50	116	13.7
03 Residence hall	49	11	17	4	0	0	66	7.8
04 Frat/sorority	71	16	21	5	0	0	92	10.9
05 Bar/restaurant	141	32	92	23	1	50	234	27.7
06 Where you live	167	38	70	18	0	0	237	28.1
07 In a car	121	27	60	15	1	50	182	21.6
08 Private parties	167	38	93	23	1	50	261	30.9
09 Other	57	13	29	7	0	0	86	10.2

Valid responses = all responses and blanks: since multiple responses were possible, more than 100% may be indicated.

Louisiana State University Baton Rouge (online) (2017 Other)

SIUC/Core Institute
374 East Grand Avenue
(618) 453-4420
Carbondale, IL 62901

Consortium Number = 7170
Institution Number = 4135
Number of Surveys = 844

Cross-tabulation Report
Core Alcohol and Drug Survey - Short Form

Thursday, March 02, 2017
Page 19 of 35

20b. Where have you used alcohol (beer, wine, liquor)

	Male		Female		Unknown		Total		
	Freq.	Pct.	Freq.	Pct.	Freq.	Pct.	Freq.	Pct.	
01 Never used	63	14	49	12	0	0	112	13.3	
02 On campus events	146	33	115	29	0	0	261	30.9	
03 Residence hall	136	31	120	30	0	0	256	30.3	
04 Frat/sorority	120	27	131	33	1	50	252	29.9	
05 Bar/restaurant	279	63	283	71	2	100	564	66.8	
06 Where you live	308	69	279	70	2	100	589	69.8	
07 In a car	91	20	79	20	0	0	170	20.1	
08 Private parties	301	68	285	72	2	100	588	69.7	
09 Other	68	15	64	16	1	50	133	15.8	

Valid responses = all responses and blanks: since multiple responses were possible, more than 100% may be indicated.

20c. Where have you used marijuana (pot, hash, hash oil)

	Male		Female		Unknown		Total		
	Freq.	Pct.	Freq.	Pct.	Freq.	Pct.	Freq.	Pct.	
01 Never used	214	48	198	50	1	50	413	48.9	
02 On campus events	37	8	12	3	0	0	49	5.8	
03 Residence hall	49	11	25	6	0	0	74	8.8	
04 Frat/sorority	39	9	27	7	0	0	66	7.8	
05 Bar/restaurant	33	7	21	5	0	0	54	6.4	
06 Where you live	154	35	103	26	1	50	258	30.6	
07 In a car	112	25	86	22	1	50	199	23.6	
08 Private parties	148	33	138	35	1	50	287	34.0	
09 Other	59	13	47	12	0	0	106	12.6	

Valid responses = all responses and blanks: since multiple responses were possible, more than 100% may be indicated.

20d. Where have you used cocaine (crack, rock, freebase)

	Male		Female		Unknown		Total		
	Freq.	Pct.	Freq.	Pct.	Freq.	Pct.	Freq.	Pct.	
01 Never used	350	79	352	88	2	100	704	83.4	
02 On campus events	12	3	7	2	0	0	19	2.3	
03 Residence hall	7	2	5	1	0	0	12	1.4	
04 Frat/sorority	23	5	14	4	0	0	37	4.4	
05 Bar/restaurant	36	8	20	5	0	0	56	6.6	
06 Where you live	41	9	14	4	0	0	55	6.5	
07 In a car	18	4	10	3	0	0	28	3.3	
08 Private parties	58	13	28	7	0	0	86	10.2	
09 Other	8	2	13	3	0	0	21	2.5	

Valid responses = all responses and blanks: since multiple responses were possible, more than 100% may be indicated.

20e. Where have you used amphetamines (diet pills, speed)

	Male		Female		Unknown		Total		
	Freq.	Pct.	Freq.	Pct.	Freq.	Pct.	Freq.	Pct.	
01 Never used	366	82	347	87	1	50	714	84.6	
02 On campus events	28	6	15	4	0	0	43	5.1	
03 Residence hall	16	4	10	3	0	0	26	3.1	
04 Frat/sorority	6	1	5	1	0	0	11	1.3	
05 Bar/restaurant	12	3	6	2	0	0	18	2.1	
06 Where you live	48	11	32	8	0	0	80	9.5	
07 In a car	13	3	7	2	0	0	20	2.4	
08 Private parties	17	4	7	2	0	0	24	2.8	
09 Other	12	3	18	5	1	50	31	3.7	

Valid responses = all responses and blanks: since multiple responses were possible, more than 100% may be indicated.

20f. Where have you used sedatives (downers, ludes)

	Male		Female		Unknown		Total		
	Freq.	Pct.	Freq.	Pct.	Freq.	Pct.	Freq.	Pct.	
01 Never used	398	90	359	90	2	100	759	89.9	
02 On campus events	4	1	6	2	0	0	10	1.2	
03 Residence hall	6	1	8	2	0	0	14	1.7	
04 Frat/sorority	2	0	7	2	0	0	9	1.1	
05 Bar/restaurant	9	2	8	2	0	0	17	2.0	
06 Where you live	27	6	24	6	0	0	51	6.0	
07 In a car	3	1	5	1	0	0	8	0.9	
08 Private parties	15	3	16	4	0	0	31	3.7	
09 Other	6	1	10	3	0	0	16	1.9	

Valid responses = all responses and blanks: since multiple responses were possible, more than 100% may be indicated.

20g. Where have you used hallucinogens (LSD, PCP)

	Male		Female		Unknown		Total		
	Freq.	Pct.	Freq.	Pct.	Freq.	Pct.	Freq.	Pct.	
01 Never used	355	80	355	89	2	100	712	84.4	
02 On campus events	11	2	2	1	0	0	13	1.5	
03 Residence hall	10	2	3	1	0	0	13	1.5	
04 Frat/sorority	3	1	1	0	0	0	4	0.5	
05 Bar/restaurant	4	1	1	0	0	0	5	0.6	
06 Where you live	57	13	22	6	0	0	79	9.4	
07 In a car	9	2	4	1	0	0	13	1.5	
08 Private parties	28	6	13	3	0	0	41	4.9	
09 Other	25	6	15	4	0	0	40	4.7	

Valid responses = all responses and blanks: since multiple responses were possible, more than 100% may be indicated.

20h. Where have you used opiates (heroin, smack, horse)

	Male		Female		Unknown		Total		
	Freq.	Pct.	Freq.	Pct.	Freq.	Pct.	Freq.	Pct.	
01 Never used	416	94	381	96	2	100	799	94.7	
02 On campus events	2	0	2	1	0	0	4	0.5	
03 Residence hall	3	1	2	1	0	0	5	0.6	
04 Frat/sorority	1	0	0	0	0	0	1	0.1	
05 Bar/restaurant	2	0	1	0	0	0	3	0.4	
06 Where you live	11	2	7	2	0	0	18	2.1	
07 In a car	5	1	1	0	0	0	6	0.7	
08 Private parties	7	2	2	1	0	0	9	1.1	
09 Other	4	1	5	1	0	0	9	1.1	

Valid responses = all responses and blanks: since multiple responses were possible, more than 100% may be indicated.

20i. Where have you used inhalants (glue, solvents, gas)

	Male		Female		Unknown		Total		
	Freq.	Pct.	Freq.	Pct.	Freq.	Pct.	Freq.	Pct.	
01 Never used	415	93	379	95	2	100	796	94.3	
02 On campus events	1	0	2	1	0	0	3	0.4	
03 Residence hall	2	0	2	1	0	0	4	0.5	
04 Frat/sorority	1	0	1	0	0	0	2	0.2	
05 Bar/restaurant	1	0	0	0	0	0	1	0.1	
06 Where you live	10	2	7	2	0	0	17	2.0	
07 In a car	0	0	0	0	0	0	0	0.0	
08 Private parties	7	2	5	1	0	0	12	1.4	
09 Other	1	0	4	1	0	0	5	0.6	

Valid responses = all responses and blanks: since multiple responses were possible, more than 100% may be indicated.

20j. Where have you used designer drugs (ecstasy, MDMA)

	Male		Female		Unknown		Total		
	Freq.	Pct.	Freq.	Pct.	Freq.	Pct.	Freq.	Pct.	
01 Never used	384	86	359	90	2	100	745	88.3	
02 On campus events	6	1	1	0	0	0	7	0.8	
03 Residence hall	1	0	1	0	0	0	2	0.2	
04 Frat/sorority	4	1	3	1	0	0	7	0.8	
05 Bar/restaurant	6	1	8	2	0	0	14	1.7	
06 Where you live	13	3	12	3	0	0	25	3.0	
07 In a car	3	1	2	1	0	0	5	0.6	
08 Private parties	31	7	15	4	0	0	46	5.5	
09 Other	24	5	19	5	0	0	43	5.1	

Valid responses = all responses and blanks: since multiple responses were possible, more than 100% may be indicated.

20k. Where have you used steroids

	Male		Female		Unknown		Total		
	Freq.	Pct.	Freq.	Pct.	Freq.	Pct.	Freq.	Pct.	
01 Never used	428	96	390	98	2	100	820	97.2	
02 On campus events	2	0	0	0	0	0	2	0.2	
03 Residence hall	1	0	0	0	0	0	1	0.1	
04 Frat/sorority	0	0	0	0	0	0	0	0.0	
05 Bar/restaurant	1	0	0	0	0	0	1	0.1	
06 Where you live	3	1	1	0	0	0	4	0.5	
07 In a car	0	0	0	0	0	0	0	0.0	
08 Private parties	0	0	0	0	0	0	0	0.0	
09 Other	2	0	1	0	0	0	3	0.4	

Valid responses = all responses and blanks: since multiple responses were possible, more than 100% may be indicated.

20l. Where have you used other illegal drugs

	Male		Female		Unknown		Total		
	Freq.	Pct.	Freq.	Pct.	Freq.	Pct.	Freq.	Pct.	
01 Never used	418	94	372	93	2	100	792	93.8	
02 On campus events	3	1	1	0	0	0	4	0.5	
03 Residence hall	2	0	3	1	0	0	5	0.6	
04 Frat/sorority	2	0	1	0	0	0	3	0.4	
05 Bar/restaurant	2	0	3	1	0	0	5	0.6	
06 Where you live	10	2	13	3	0	0	23	2.7	
07 In a car	2	0	1	0	0	0	3	0.4	
08 Private parties	7	2	7	2	0	0	14	1.7	
09 Other	5	1	6	2	0	0	11	1.3	

Valid responses = all responses and blanks: since multiple responses were possible, more than 100% may be indicated.

21a. Please indicate how often you have experienced the following due to your drinking or drug use during the last year...

a. Had a hangover

	Male		Female		Unknown		Total		
	Freq.	Pct.	Freq.	Pct.	Freq.	Pct.	Freq.	Pct.	
01 Never	165	38	128	33	0	0	293	35.4	
02 Once	48	11	61	16	0	0	109	13.2	
03 Twice	40	9	40	10	1	50	81	9.8	
04 3-5 times	72	17	87	22	0	0	159	19.2	
05 6-9 times	26	6	36	9	1	50	63	7.6	
06 10 or more times	84	19	39	10	0	0	123	14.9	
Valid responses =	435	53	391	47	2	0	828	98.1	

Invalid responses include no response or multiple responses.

21b. Please indicate how often you have experienced the following due to your drinking or drug use during the last year...

b. Performed poorly on a test or important project

	Male		Female		Unknown		Total		
	Freq.	Pct.	Freq.	Pct.	Freq.	Pct.	Freq.	Pct.	
01 Never	328	75	296	76	2	100	626	75.6	
02 Once	39	9	45	12	0	0	84	10.1	
03 Twice	41	9	24	6	0	0	65	7.9	
04 3-5 times	18	4	18	5	0	0	36	4.3	
05 6-9 times	4	1	7	2	0	0	11	1.3	
06 10 or more times	5	1	1	0	0	0	6	0.7	
Valid responses =	435	53	391	47	2	0	828	98.1	

Invalid responses include no response or multiple responses.

21c. Please indicate how often you have experienced the following due to your drinking or drug use during the last year...

c. Been in trouble with police, residence hall, or other college authorities

	Male		Female		Unknown		Total		
	Freq.	Pct.	Freq.	Pct.	Freq.	Pct.	Freq.	Pct.	
01 Never	372	86	363	93	2	100	737	89.0	
02 Once	45	10	27	7	0	0	72	8.7	
03 Twice	11	3	2	1	0	0	13	1.6	
04 3-5 times	5	1	0	0	0	0	5	0.6	
05 6-9 times	0	0	0	0	0	0	0	0.0	
06 10 or more times	1	0	0	0	0	0	1	0.1	
Valid responses =	434	52	392	47	2	0	828	98.1	

Invalid responses include no response or multiple responses.

21d. Please indicate how often you have experienced the following due to your drinking or drug use during the last year...

d. Damaged property, pulled fire alarm, etc.

	Male		Female		Unknown		Total		
	Freq.	Pct.	Freq.	Pct.	Freq.	Pct.	Freq.	Pct.	
01 Never	393	91	382	97	2	100	777	93.8	
02 Once	22	5	4	1	0	0	26	3.1	
03 Twice	13	3	4	1	0	0	17	2.1	
04 3-5 times	4	1	1	0	0	0	5	0.6	
05 6-9 times	1	0	0	0	0	0	1	0.1	
06 10 or more times	1	0	1	0	0	0	2	0.2	
Valid responses =	434	52	392	47	2	0	828	98.1	

Invalid responses include no response or multiple responses.

21e. Please indicate how often you have experienced the following due to your drinking or drug use during the last year...

e. Got into an argument or fight

	Male		Female		Unknown		Total		
	Freq.	Pct.	Freq.	Pct.	Freq.	Pct.	Freq.	Pct.	
01 Never	311	72	270	69	1	50	582	70.4	
02 Once	48	11	48	12	1	50	97	11.7	
03 Twice	35	8	33	8	0	0	68	8.2	
04 3-5 times	25	6	23	6	0	0	48	5.8	
05 6-9 times	3	1	9	2	0	0	12	1.5	
06 10 or more times	11	3	9	2	0	0	20	2.4	
Valid responses =	433	52	392	47	2	0	827	98.0	

Invalid responses include no response or multiple responses.

21f. Please indicate how often you have experienced the following due to your drinking or drug use during the last year...

f. Got nauseated or vomited

	Male		Female		Unknown		Total		
	Freq.	Pct.	Freq.	Pct.	Freq.	Pct.	Freq.	Pct.	
01 Never	194	45	155	40	1	50	350	42.3	
02 Once	70	16	76	19	0	0	146	17.6	
03 Twice	52	12	64	16	1	50	117	14.1	
04 3-5 times	69	16	63	16	0	0	132	15.9	
05 6-9 times	20	5	19	5	0	0	39	4.7	
06 10 or more times	29	7	15	4	0	0	44	5.3	
Valid responses =	434	52	392	47	2	0	828	98.1	

Invalid responses include no response or multiple responses.

21g. Please indicate how often you have experienced the following due to your drinking or drug use during the last year...

g. Driven a car while under the influence

	Male		Female		Unknown		Total		
	Freq.	Pct.	Freq.	Pct.	Freq.	Pct.	Freq.	Pct.	
01 Never	327	76	308	79	2	100	637	77.3	
02 Once	22	5	32	8	0	0	54	6.6	
03 Twice	22	5	21	5	0	0	43	5.2	
04 3-5 times	31	7	18	5	0	0	49	5.9	
05 6-9 times	16	4	4	1	0	0	20	2.4	
06 10 or more times	15	3	6	2	0	0	21	2.5	
Valid responses =	433	53	389	47	2	0	824	97.6	

Invalid responses include no response or multiple responses.

21h. Please indicate how often you have experienced the following due to your drinking or drug use during the last year...

h. Missed a class

	Male		Female		Unknown		Total		
	Freq.	Pct.	Freq.	Pct.	Freq.	Pct.	Freq.	Pct.	
01 Never	266	62	249	64	0	0	515	62.4	
02 Once	36	8	41	10	2	100	79	9.6	
03 Twice	29	7	29	7	0	0	58	7.0	
04 3-5 times	41	9	38	10	0	0	79	9.6	
05 6-9 times	15	3	19	5	0	0	34	4.1	
06 10 or more times	45	10	15	4	0	0	60	7.3	
Valid responses =	432	52	391	47	2	0	825	97.7	

Invalid responses include no response or multiple responses.

21i. Please indicate how often you have experienced the following due to your drinking or drug use during the last year...

i. Been criticized by someone I know

	Male		Female		Unknown		Total		
	Freq.	Pct.	Freq.	Pct.	Freq.	Pct.	Freq.	Pct.	
01 Never	322	75	259	66	0	0	581	70.5	
02 Once	23	5	58	15	0	0	81	9.8	
03 Twice	25	6	33	8	1	50	59	7.2	
04 3-5 times	38	9	22	6	1	50	61	7.4	
05 6-9 times	8	2	7	2	0	0	15	1.8	
06 10 or more times	16	4	11	3	0	0	27	3.3	
Valid responses =	432	52	390	47	2	0	824	97.6	

Invalid responses include no response or multiple responses.

21j. Please indicate how often you have experienced the following due to your drinking or drug use during the last year...

j. Thought I might have a drinking or other drug problem

	Male		Female		Unknown		Total		
	Freq.	Pct.	Freq.	Pct.	Freq.	Pct.	Freq.	Pct.	
01 Never	359	83	352	90	1	50	712	86.5	
02 Once	28	6	13	3	0	0	41	5.0	
03 Twice	11	3	10	3	0	0	21	2.6	
04 3-5 times	11	3	8	2	0	0	19	2.3	
05 6-9 times	6	1	2	1	1	50	9	1.1	
06 10 or more times	16	4	5	1	0	0	21	2.6	
Valid responses =	431	52	390	47	2	0	823	97.5	

Invalid responses include no response or multiple responses.

21k. Please indicate how often you have experienced the following due to your drinking or drug use during the last year...

k. Had a memory loss

	Male		Female		Unknown		Total		
	Freq.	Pct.	Freq.	Pct.	Freq.	Pct.	Freq.	Pct.	
01 Never	268	62	227	58	0	0	495	60.2	
02 Once	39	9	46	12	0	0	85	10.3	
03 Twice	35	8	51	13	1	50	87	10.6	
04 3-5 times	47	11	34	9	0	0	81	9.9	
05 6-9 times	16	4	15	4	0	0	31	3.8	
06 10 or more times	24	6	18	5	1	50	43	5.2	
Valid responses =	429	52	391	48	2	0	822	97.4	

Invalid responses include no response or multiple responses.

21l. Please indicate how often you have experienced the following due to your drinking or drug use during the last year...

l. Done something I later regretted

	Male		Female		Unknown		Total		
	Freq.	Pct.	Freq.	Pct.	Freq.	Pct.	Freq.	Pct.	
01 Never	260	60	235	60	0	0	495	60.0	
02 Once	52	12	54	14	0	0	106	12.8	
03 Twice	35	8	42	11	1	50	78	9.5	
04 3-5 times	48	11	41	10	1	50	90	10.9	
05 6-9 times	11	3	10	3	0	0	21	2.5	
06 10 or more times	26	6	9	2	0	0	35	4.2	
Valid responses =	432	52	391	47	2	0	825	97.7	

Invalid responses include no response or multiple responses.

21m. Please indicate how often you have experienced the following due to your drinking or drug use during the last year...

m. Been arrested for DWI/DUI

	Male		Female		Unknown		Total		
	Freq.	Pct.	Freq.	Pct.	Freq.	Pct.	Freq.	Pct.	
01 Never	428	99	385	99	2	100	815	99.0	
02 Once	3	1	4	1	0	0	7	0.9	
03 Twice	0	0	1	0	0	0	1	0.1	
04 3-5 times	0	0	0	0	0	0	0	0.0	
05 6-9 times	0	0	0	0	0	0	0	0.0	
06 10 or more times	0	0	0	0	0	0	0	0.0	
Valid responses =	431	52	390	47	2	0	823	97.5	

Invalid responses include no response or multiple responses.

21n. Please indicate how often you have experienced the following due to your drinking or drug use during the last year...

n. Have been taken advantage of sexually

	Male		Female		Unknown		Total		
	Freq.	Pct.	Freq.	Pct.	Freq.	Pct.	Freq.	Pct.	
01 Never	414	96	340	87	1	50	755	91.8	
02 Once	7	2	33	8	0	0	40	4.9	
03 Twice	5	1	8	2	1	50	14	1.7	
04 3-5 times	3	1	6	2	0	0	9	1.1	
05 6-9 times	0	0	2	1	0	0	2	0.2	
06 10 or more times	2	0	0	0	0	0	2	0.2	
Valid responses =	431	52	389	47	2	0	822	97.4	

Invalid responses include no response or multiple responses.

21o. Please indicate how often you have experienced the following due to your drinking or drug use during the last year...

o. Have taken advantage of another sexually

	Male		Female		Unknown		Total		
	Freq.	Pct.	Freq.	Pct.	Freq.	Pct.	Freq.	Pct.	
01 Never	427	99	390	100	2	100	819	99.3	
02 Once	3	1	0	0	0	0	3	0.4	
03 Twice	1	0	1	0	0	0	2	0.2	
04 3-5 times	1	0	0	0	0	0	1	0.1	
05 6-9 times	0	0	0	0	0	0	0	0.0	
06 10 or more times	0	0	0	0	0	0	0	0.0	
Valid responses =	432	52	391	47	2	0	825	97.7	

Invalid responses include no response or multiple responses.

21p. Please indicate how often you have experienced the following due to your drinking or drug use during the last year...

p. Tried unsuccessfully to stop using

	Male		Female		Unknown		Total		
	Freq.	Pct.	Freq.	Pct.	Freq.	Pct.	Freq.	Pct.	
01 Never	398	92	378	97	1	50	777	94.2	
02 Once	14	3	5	1	0	0	19	2.3	
03 Twice	11	3	3	1	0	0	14	1.7	
04 3-5 times	6	1	3	1	0	0	9	1.1	
05 6-9 times	1	0	0	0	1	50	2	0.2	
06 10 or more times	2	0	2	1	0	0	4	0.5	
Valid responses =	432	52	391	47	2	0	825	97.7	

Invalid responses include no response or multiple responses.

21q. Please indicate how often you have experienced the following due to your drinking or drug use during the last year...

q. Seriously thought about suicide

	Male		Female		Unknown		Total		
	Freq.	Pct.	Freq.	Pct.	Freq.	Pct.	Freq.	Pct.	
01 Never	399	92	365	93	2	100	766	92.8	
02 Once	10	2	12	3	0	0	22	2.7	
03 Twice	7	2	5	1	0	0	12	1.5	
04 3-5 times	6	1	6	2	0	0	12	1.5	
05 6-9 times	3	1	1	0	0	0	4	0.5	
06 10 or more times	7	2	2	1	0	0	9	1.1	
Valid responses =	432	52	391	47	2	0	825	97.7	

Invalid responses include no response or multiple responses.

21r. Please indicate how often you have experienced the following due to your drinking or drug use during the last year...

r. Seriously tried to commit suicide

	Male		Female		Unknown		Total		
	Freq.	Pct.	Freq.	Pct.	Freq.	Pct.	Freq.	Pct.	
01 Never	428	99	384	98	2	100	814	98.7	
02 Once	2	0	5	1	0	0	7	0.8	
03 Twice	2	0	2	1	0	0	4	0.5	
04 3-5 times	0	0	0	0	0	0	0	0.0	
05 6-9 times	0	0	0	0	0	0	0	0.0	
06 10 or more times	0	0	0	0	0	0	0	0.0	
Valid responses =	432	52	391	47	2	0	825	97.7	

Invalid responses include no response or multiple responses.

21s. Please indicate how often you have experienced the following due to your drinking or drug use during the last year...

s. Been hurt or injured

	Male		Female		Unknown		Total		
	Freq.	Pct.	Freq.	Pct.	Freq.	Pct.	Freq.	Pct.	
01 Never	364	84	329	84	1	50	694	84.1	
02 Once	25	6	35	9	0	0	60	7.3	
03 Twice	22	5	12	3	0	0	34	4.1	
04 3-5 times	10	2	10	3	0	0	20	2.4	
05 6-9 times	4	1	2	1	1	50	7	0.8	
06 10 or more times	7	2	3	1	0	0	10	1.2	
Valid responses =	432	52	391	47	2	0	825	97.7	

Invalid responses include no response or multiple responses.

22. Have any of your family had alcohol or other drug problems

	Male		Female		Unknown		Total		
	Freq.	Pct.	Freq.	Pct.	Freq.	Pct.	Freq.	Pct.	
01 Mother	27	6	42	11	0	0	69	8.2	
02 Father	58	13	78	20	0	0	136	16.1	
03 Stepmother	7	2	8	2	0	0	15	1.8	
04 Stepfather	11	2	7	2	0	0	18	2.1	
05 Brothers/sisters	39	9	41	10	0	0	80	9.5	
06 Mother's parents	62	14	73	18	0	0	135	16.0	
07 Father's parents	57	13	60	15	1	50	118	14.0	
08 Aunts/uncles	115	26	126	32	0	0	241	28.6	
09 Spouse	0	0	3	1	0	0	3	0.4	
10 Children	1	0	1	0	0	0	2	0.2	
11 None	213	48	159	40	1	50	373	44.2	

Valid responses = all responses and blanks: since multiple responses were possible, more than 100% may be indicated.

23. If you volunteer any of your time on or off campus to help others, please indicate the approximate number of hours per month and principal activity

	Male		Female		Unknown		Total		
	Freq.	Pct.	Freq.	Pct.	Freq.	Pct.	Freq.	Pct.	
01 Less than 1 hour	230	56	154	41	2	100	386	48.9	
02 1-4 hours	98	24	127	34	0	0	225	28.5	
03 5-9 hours	43	10	58	15	0	0	101	12.8	
04 10-15 hours	19	5	22	6	0	0	41	5.2	
05 16 or more hours	21	5	15	4	0	0	36	4.6	
Valid responses =	411	52	376	48	2	0	789	93.5	

Invalid responses include no response or multiple responses.

24a. Within the last year, approximately how often have you used....non-medical use of prescription drugs....pain medication?

	Male		Female		Unknown		Total		
	Freq.	Pct.	Freq.	Pct.	Freq.	Pct.	Freq.	Pct.	
00 Did not use	390	91	354	91	2	100	746	91.0	
01 Once/year	24	6	16	4	0	0	40	4.9	
02 6 times/year	9	2	12	3	0	0	21	2.6	
03 Once/month	2	0	2	1	0	0	4	0.5	
04 Twice/month	2	0	2	1	0	0	4	0.5	
05 Once/week	1	0	1	0	0	0	2	0.2	
06 3 times/week	0	0	1	0	0	0	1	0.1	
07 5 times/week	0	0	0	0	0	0	0	0.0	
08 Every day	1	0	1	0	0	0	2	0.2	
Valid responses =	429	52	389	47	2	0	820	97.2	

Invalid responses include no response or multiple responses.

24b. Within the last year, approximately how often have you used....non-medical use of prescription drugs....sedatives/anti-anxiety medication?

	Male		Female		Unknown		Total		
	Freq.	Pct.	Freq.	Pct.	Freq.	Pct.	Freq.	Pct.	
00 Did not use	388	90	352	90	1	50	741	90.3	
01 Once/year	17	4	12	3	0	0	29	3.5	
02 6 times/year	10	2	10	3	0	0	20	2.4	
03 Once/month	4	1	4	1	0	0	8	1.0	
04 Twice/month	6	1	5	1	0	0	11	1.3	
05 Once/week	3	1	2	1	1	50	6	0.7	
06 3 times/week	1	0	1	0	0	0	2	0.2	
07 5 times/week	0	0	0	0	0	0	0	0.0	
08 Every day	1	0	3	1	0	0	4	0.5	
Valid responses =	430	52	389	47	2	0	821	97.3	

Invalid responses include no response or multiple responses.

24c. Within the last year, approximately how often have you used....non-medical use of prescription drugs....stimulant medication?

	Male		Female		Unknown		Total		
	Freq.	Pct.	Freq.	Pct.	Freq.	Pct.	Freq.	Pct.	
00 Did not use	323	75	310	80	1	100	634	77.5	
01 Once/year	22	5	28	7	0	0	50	6.1	
02 6 times/year	38	9	19	5	0	0	57	7.0	
03 Once/month	8	2	9	2	0	0	17	2.1	
04 Twice/month	13	3	9	2	0	0	22	2.7	
05 Once/week	13	3	5	1	0	0	18	2.2	
06 3 times/week	7	2	4	1	0	0	11	1.3	
07 5 times/week	2	0	2	1	0	0	4	0.5	
08 Every day	2	0	3	1	0	0	5	0.6	
Valid responses =	428	52	389	48	1	0	818	96.9	

Invalid responses include no response or multiple responses.

24d. Within the last year, approximately how often have you used....non-medical use of prescription drugs....sleep medication?

	Male		Female		Unknown		Total		
	Freq.	Pct.	Freq.	Pct.	Freq.	Pct.	Freq.	Pct.	
00 Did not use	411	96	360	93	2	100	773	94.4	
01 Once/year	6	1	9	2	0	0	15	1.8	
02 6 times/year	2	0	11	3	0	0	13	1.6	
03 Once/month	2	0	3	1	0	0	5	0.6	
04 Twice/month	3	1	3	1	0	0	6	0.7	
05 Once/week	1	0	1	0	0	0	2	0.2	
06 3 times/week	2	0	0	0	0	0	2	0.2	
07 5 times/week	0	0	0	0	0	0	0	0.0	
08 Every day	2	0	1	0	0	0	3	0.4	
Valid responses =	429	52	388	47	2	0	819	97.0	

Invalid responses include no response or multiple responses.

Louisiana State University Baton Rouge (online) (2017 Other)

SIUC/Core Institute
374 East Grand Avenue
(618) 453-4420
Carbondale, IL 62901

Consortium Number = 7170
Institution Number = 4135
Number of Surveys = 844

Cross-tabulation Report
Core Alcohol and Drug Survey - Short Form

Thursday, March 02, 2017
Page 28 of 35

24e. Within the last year, approximately how often have you used....non-medical use of prescription drugs....antidepressants?

	Male		Female		Unknown		Total		
	Freq.	Pct.	Freq.	Pct.	Freq.	Pct.	Freq.	Pct.	
00 Did not use	421	99	381	98	2	100	804	98.4	
01 Once/year	0	0	2	1	0	0	2	0.2	
02 6 times/year	1	0	1	0	0	0	2	0.2	
03 Once/month	1	0	0	0	0	0	1	0.1	
04 Twice/month	0	0	0	0	0	0	0	0.0	
05 Once/week	0	0	0	0	0	0	0	0.0	
06 3 times/week	0	0	0	0	0	0	0	0.0	
07 5 times/week	1	0	0	0	0	0	1	0.1	
08 Every day	2	0	5	1	0	0	7	0.9	
Valid responses =	426	52	389	48	2	0	817	96.8	

Invalid responses include no response or multiple responses.

24f. Within the last year, approximately how often have you used....non-medical use of prescription drugs....medical marijuana?

	Male		Female		Unknown		Total		
	Freq.	Pct.	Freq.	Pct.	Freq.	Pct.	Freq.	Pct.	
00 Did not use	394	92	372	96	2	100	768	94.0	
01 Once/year	4	1	2	1	0	0	6	0.7	
02 6 times/year	5	1	4	1	0	0	9	1.1	
03 Once/month	4	1	1	0	0	0	5	0.6	
04 Twice/month	1	0	1	0	0	0	2	0.2	
05 Once/week	0	0	5	1	0	0	5	0.6	
06 3 times/week	5	1	1	0	0	0	6	0.7	
07 5 times/week	5	1	1	0	0	0	6	0.7	
08 Every day	8	2	2	1	0	0	10	1.2	
Valid responses =	426	52	389	48	2	0	817	96.8	

Invalid responses include no response or multiple responses.

24g. Within the last year, approximately how often have you used....other substances not prescribed....recreational marijuana?

	Male		Female		Unknown		Total		
	Freq.	Pct.	Freq.	Pct.	Freq.	Pct.	Freq.	Pct.	
00 Did not use	253	59	243	62	1	50	497	60.5	
01 Once/year	25	6	40	10	0	0	65	7.9	
02 6 times/year	28	7	29	7	0	0	57	6.9	
03 Once/month	11	3	11	3	0	0	22	2.7	
04 Twice/month	15	3	19	5	0	0	34	4.1	
05 Once/week	14	3	12	3	1	50	27	3.3	
06 3 times/week	20	5	12	3	0	0	32	3.9	
07 5 times/week	29	7	9	2	0	0	38	4.6	
08 Every day	34	8	15	4	0	0	49	6.0	
Valid responses =	429	52	390	48	2	0	821	97.3	

Invalid responses include no response or multiple responses.

24h. Within the last year, approximately how often have you used....other substances not prescribed....methamphetamines?

	Male		Female		Unknown		Total		
	Freq.	Pct.	Freq.	Pct.	Freq.	Pct.	Freq.	Pct.	
00 Did not use	424	99	385	99	2	100	811	99.0	
01 Once/year	1	0	3	1	0	0	4	0.5	
02 6 times/year	0	0	0	0	0	0	0	0.0	
03 Once/month	0	0	0	0	0	0	0	0.0	
04 Twice/month	0	0	0	0	0	0	0	0.0	
05 Once/week	1	0	0	0	0	0	1	0.1	
06 3 times/week	0	0	0	0	0	0	0	0.0	
07 5 times/week	0	0	1	0	0	0	1	0.1	
08 Every day	1	0	1	0	0	0	2	0.2	
Valid responses =	427	52	390	48	2	0	819	97.0	

Invalid responses include no response or multiple responses.

24i. Within the last year, approximately how often have you used....other substances not prescribed....synthetic drugs?

	Male		Female		Unknown		Total		
	Freq.	Pct.	Freq.	Pct.	Freq.	Pct.	Freq.	Pct.	
00 Did not use	424	99	385	99	2	100	811	99.1	
01 Once/year	1	0	3	1	0	0	4	0.5	
02 6 times/year	1	0	0	0	0	0	1	0.1	
03 Once/month	0	0	0	0	0	0	0	0.0	
04 Twice/month	0	0	0	0	0	0	0	0.0	
05 Once/week	0	0	0	0	0	0	0	0.0	
06 3 times/week	0	0	0	0	0	0	0	0.0	
07 5 times/week	0	0	0	0	0	0	0	0.0	
08 Every day	1	0	1	0	0	0	2	0.2	
Valid responses =	427	52	389	48	2	0	818	96.9	

Invalid responses include no response or multiple responses.

24j. Within the last year, approximately how often do you think the average student on your campus uses....non-medical use of prescription drugs....pain medication?

	Male		Female		Unknown		Total		
	Freq.	Pct.	Freq.	Pct.	Freq.	Pct.	Freq.	Pct.	
00 Did not use	204	48	152	40	0	0	356	43.9	
01 Once/year	74	17	75	20	1	50	150	18.5	
02 6 times/year	60	14	64	17	0	0	124	15.3	
03 Once/month	44	10	41	11	0	0	85	10.5	
04 Twice/month	16	4	19	5	1	50	36	4.4	
05 Once/week	18	4	23	6	0	0	41	5.1	
06 3 times/week	5	1	7	2	0	0	12	1.5	
07 5 times/week	0	0	1	0	0	0	1	0.1	
08 Every day	4	1	2	1	0	0	6	0.7	
Valid responses =	425	52	384	47	2	0	811	96.1	

Invalid responses include no response or multiple responses.

24k. Within the last year, approximately how often do you think the average student on your campus uses....non-medical use of prescription drugs....sedatives/anti-anxiety medication?

	Male		Female		Unknown		Total		
	Freq.	Pct.	Freq.	Pct.	Freq.	Pct.	Freq.	Pct.	
00 Did not use	175	41	122	32	0	0	297	36.6	
01 Once/year	60	14	49	13	1	50	110	13.6	
02 6 times/year	69	16	71	18	0	0	140	17.3	
03 Once/month	43	10	53	14	0	0	96	11.8	
04 Twice/month	24	6	26	7	0	0	50	6.2	
05 Once/week	32	8	39	10	0	0	71	8.8	
06 3 times/week	14	3	16	4	0	0	30	3.7	
07 5 times/week	2	0	2	1	0	0	4	0.5	
08 Every day	6	1	6	2	1	50	13	1.6	
Valid responses =	425	52	384	47	2	0	811	96.1	

Invalid responses include no response or multiple responses.

24l. Within the last year, approximately how often do you think the average student on your campus uses....non-medical use of prescription drugs....stimulant medication?

	Male		Female		Unknown		Total		
	Freq.	Pct.	Freq.	Pct.	Freq.	Pct.	Freq.	Pct.	
00 Did not use	131	31	95	25	0	0	226	27.8	
01 Once/year	29	7	23	6	0	0	52	6.4	
02 6 times/year	44	10	41	11	0	0	85	10.5	
03 Once/month	59	14	41	11	1	50	101	12.4	
04 Twice/month	35	8	40	10	0	0	75	9.2	
05 Once/week	56	13	59	15	0	0	115	14.2	
06 3 times/week	46	11	50	13	0	0	96	11.8	
07 5 times/week	14	3	20	5	0	0	34	4.2	
08 Every day	11	3	16	4	1	50	28	3.4	
Valid responses =	425	52	385	47	2	0	812	96.2	

Invalid responses include no response or multiple responses.

24m. Within the last year, approximately how often do you think the average student on your campus uses....non-medical use of prescription drugs....sleep medication?

	Male		Female		Unknown		Total		
	Freq.	Pct.	Freq.	Pct.	Freq.	Pct.	Freq.	Pct.	
00 Did not use	210	49	152	40	1	50	363	44.8	
01 Once/year	61	14	58	15	0	0	119	14.7	
02 6 times/year	49	12	45	12	0	0	94	11.6	
03 Once/month	37	9	46	12	1	50	84	10.4	
04 Twice/month	17	4	28	7	0	0	45	5.6	
05 Once/week	30	7	32	8	0	0	62	7.7	
06 3 times/week	12	3	17	4	0	0	29	3.6	
07 5 times/week	3	1	2	1	0	0	5	0.6	
08 Every day	6	1	3	1	0	0	9	1.1	
Valid responses =	425	52	383	47	2	0	810	96.0	

Invalid responses include no response or multiple responses.

24n. Within the last year, approximately how often do you think the average student on your campus uses....non-medical use of prescription drugs....antidepressants?

	Male		Female		Unknown		Total		
	Freq.	Pct.	Freq.	Pct.	Freq.	Pct.	Freq.	Pct.	
00 Did not use	236	56	175	46	1	50	412	50.9	
01 Once/year	62	15	42	11	0	0	104	12.9	
02 6 times/year	44	10	50	13	0	0	94	11.6	
03 Once/month	27	6	34	9	1	50	62	7.7	
04 Twice/month	13	3	25	7	0	0	38	4.7	
05 Once/week	28	7	23	6	0	0	51	6.3	
06 3 times/week	6	1	17	4	0	0	23	2.8	
07 5 times/week	1	0	6	2	0	0	7	0.9	
08 Every day	8	2	10	3	0	0	18	2.2	
Valid responses =	425	53	382	47	2	0	809	95.9	

Invalid responses include no response or multiple responses.

24o. Within the last year, approximately how often do you think the average student on your campus uses....non-medical use of prescription drugs....medical marijuana?

	Male		Female		Unknown		Total		
	Freq.	Pct.	Freq.	Pct.	Freq.	Pct.	Freq.	Pct.	
00 Did not use	262	62	185	48	1	50	448	55.6	
01 Once/year	36	9	54	14	0	0	90	11.2	
02 6 times/year	33	8	36	9	0	0	69	8.6	
03 Once/month	21	5	31	8	1	50	53	6.6	
04 Twice/month	12	3	22	6	0	0	34	4.2	
05 Once/week	26	6	22	6	0	0	48	6.0	
06 3 times/week	11	3	21	5	0	0	32	4.0	
07 5 times/week	9	2	6	2	0	0	15	1.9	
08 Every day	12	3	5	1	0	0	17	2.1	
Valid responses =	422	52	382	47	2	0	806	95.5	

Invalid responses include no response or multiple responses.

24p. Within the last year, approximately how often do you think the average student on your campus uses....other substances not prescribed....recreational marijuana?

	Male		Female		Unknown		Total		
	Freq.	Pct.	Freq.	Pct.	Freq.	Pct.	Freq.	Pct.	
00 Did not use	107	25	86	22	0	0	193	23.8	
01 Once/year	18	4	25	6	0	0	43	5.3	
02 6 times/year	42	10	28	7	0	0	70	8.6	
03 Once/month	40	9	34	9	1	50	75	9.2	
04 Twice/month	45	11	37	10	0	0	82	10.1	
05 Once/week	66	16	59	15	0	0	125	15.4	
06 3 times/week	62	15	62	16	0	0	124	15.3	
07 5 times/week	24	6	25	6	0	0	49	6.0	
08 Every day	20	5	29	8	1	50	50	6.2	
Valid responses =	424	52	385	47	2	0	811	96.1	

Invalid responses include no response or multiple responses.

24q. Within the last year, approximately how often do you think the average student on your campus uses....other substances not prescribed....methamphetamines?

	Male		Female		Unknown		Total		
	Freq.	Pct.	Freq.	Pct.	Freq.	Pct.	Freq.	Pct.	
00 Did not use	282	67	211	55	0	0	493	61.0	
01 Once/year	65	15	73	19	1	50	139	17.2	
02 6 times/year	28	7	27	7	0	0	55	6.8	
03 Once/month	18	4	23	6	1	50	42	5.2	
04 Twice/month	15	4	17	4	0	0	32	4.0	
05 Once/week	7	2	16	4	0	0	23	2.8	
06 3 times/week	3	1	11	3	0	0	14	1.7	
07 5 times/week	0	0	5	1	0	0	5	0.6	
08 Every day	4	1	1	0	0	0	5	0.6	
Valid responses =	422	52	384	48	2	0	808	95.7	

Invalid responses include no response or multiple responses.

24r. Within the last year, approximately how often do you think the average student on your campus uses....other substances not prescribed....synthetic drugs?

	Male		Female		Unknown		Total		
	Freq.	Pct.	Freq.	Pct.	Freq.	Pct.	Freq.	Pct.	
00 Did not use	288	69	226	59	1	50	515	64.1	
01 Once/year	70	17	84	22	0	0	154	19.2	
02 6 times/year	20	5	34	9	0	0	54	6.7	
03 Once/month	18	4	15	4	1	50	34	4.2	
04 Twice/month	6	1	5	1	0	0	11	1.4	
05 Once/week	11	3	6	2	0	0	17	2.1	
06 3 times/week	2	0	8	2	0	0	10	1.2	
07 5 times/week	0	0	3	1	0	0	3	0.4	
08 Every day	5	1	1	0	0	0	6	0.7	
Valid responses =	420	52	382	48	2	0	804	95.3	

Invalid responses include no response or multiple responses.

24s. During the last 30 days, on how many days did you use....non-medical use of prescription drugs....pain medication?

	Male		Female		Unknown		Total		
	Freq.	Pct.	Freq.	Pct.	Freq.	Pct.	Freq.	Pct.	
00 Did not use	406	96	373	97	2	100	781	96.4	
01 1-2 days	11	3	7	2	0	0	18	2.2	
02 3-5 days	2	0	2	1	0	0	4	0.5	
03 6-9 days	1	0	1	0	0	0	2	0.2	
04 10-19 days	2	0	1	0	0	0	3	0.4	
05 20-29 days	0	0	0	0	0	0	0	0.0	
06 All 30 days	1	0	1	0	0	0	2	0.2	
Valid responses =	423	52	385	48	2	0	810	96.0	

Invalid responses include no response or multiple responses.

24t. During the last 30 days, on how many days did you use....non-medical use of prescription drugs....sedatives/anti-anxiety medication?

	Male		Female		Unknown		Total		
	Freq.	Pct.	Freq.	Pct.	Freq.	Pct.	Freq.	Pct.	
00 Did not use	406	96	370	96	1	50	777	96.0	
01 1-2 days	10	2	8	2	1	50	19	2.3	
02 3-5 days	4	1	2	1	0	0	6	0.7	
03 6-9 days	1	0	2	1	0	0	3	0.4	
04 10-19 days	0	0	1	0	0	0	1	0.1	
05 20-29 days	0	0	0	0	0	0	0	0.0	
06 All 30 days	2	0	1	0	0	0	3	0.4	
Valid responses =	423	52	384	47	2	0	809	95.9	

Invalid responses include no response or multiple responses.

24u. During the last 30 days, on how many days did you use....non-medical use of prescription drugs....stimulant medication?

	Male		Female		Unknown		Total		
	Freq.	Pct.	Freq.	Pct.	Freq.	Pct.	Freq.	Pct.	
00 Did not use	380	90	346	90	1	50	727	89.8	
01 1-2 days	18	4	27	7	0	0	45	5.6	
02 3-5 days	13	3	3	1	0	0	16	2.0	
03 6-9 days	4	1	4	1	0	0	8	1.0	
04 10-19 days	5	1	1	0	0	0	6	0.7	
05 20-29 days	1	0	1	0	1	50	3	0.4	
06 All 30 days	2	0	3	1	0	0	5	0.6	
Valid responses =	423	52	385	48	2	0	810	96.0	

Invalid responses include no response or multiple responses.

24v. During the last 30 days, on how many days did you use....non-medical use of prescription drugs....sleep medication?

	Male		Female		Unknown		Total		
	Freq.	Pct.	Freq.	Pct.	Freq.	Pct.	Freq.	Pct.	
00 Did not use	412	98	373	98	2	100	787	97.9	
01 1-2 days	3	1	5	1	0	0	8	1.0	
02 3-5 days	2	0	3	1	0	0	5	0.6	
03 6-9 days	0	0	0	0	0	0	0	0.0	
04 10-19 days	1	0	0	0	0	0	1	0.1	
05 20-29 days	0	0	0	0	0	0	0	0.0	
06 All 30 days	2	0	1	0	0	0	3	0.4	
Valid responses =	420	52	382	48	2	0	804	95.3	

Invalid responses include no response or multiple responses.

24w. During the last 30 days, on how many days did you use....non-medical use of prescription drugs....antidepressants?

	Male		Female		Unknown		Total		
	Freq.	Pct.	Freq.	Pct.	Freq.	Pct.	Freq.	Pct.	
00 Did not use	417	99	379	99	2	100	798	98.9	
01 1-2 days	1	0	2	1	0	0	3	0.4	
02 3-5 days	0	0	0	0	0	0	0	0.0	
03 6-9 days	0	0	0	0	0	0	0	0.0	
04 10-19 days	0	0	0	0	0	0	0	0.0	
05 20-29 days	1	0	0	0	0	0	1	0.1	
06 All 30 days	2	0	3	1	0	0	5	0.6	
Valid responses =	421	52	384	48	2	0	807	95.6	

Invalid responses include no response or multiple responses.

24x. During the last 30 days, on how many days did you use....non-medical use of prescription drugs....medical marijuana?

	Male		Female		Unknown		Total		
	Freq.	Pct.	Freq.	Pct.	Freq.	Pct.	Freq.	Pct.	
00 Did not use	395	94	370	97	2	100	767	95.4	
01 1-2 days	4	1	5	1	0	0	9	1.1	
02 3-5 days	1	0	1	0	0	0	2	0.2	
03 6-9 days	3	1	2	1	0	0	5	0.6	
04 10-19 days	5	1	2	1	0	0	7	0.9	
05 20-29 days	5	1	0	0	0	0	5	0.6	
06 All 30 days	7	2	2	1	0	0	9	1.1	
Valid responses =	420	52	382	48	2	0	804	95.3	

Invalid responses include no response or multiple responses.

24y. During the last 30 days, on how many days did you use....other substances not prescribed....recreational marijuana?

	Male		Female		Unknown		Total		
	Freq.	Pct.	Freq.	Pct.	Freq.	Pct.	Freq.	Pct.	
00 Did not use	299	71	304	79	1	50	604	74.8	
01 1-2 days	27	6	29	8	0	0	56	6.9	
02 3-5 days	17	4	13	3	1	50	31	3.8	
03 6-9 days	9	2	8	2	0	0	17	2.1	
04 10-19 days	16	4	11	3	0	0	27	3.3	
05 20-29 days	25	6	10	3	0	0	35	4.3	
06 All 30 days	26	6	11	3	0	0	37	4.6	
Valid responses =	419	52	386	48	2	0	807	95.6	

Invalid responses include no response or multiple responses.

Louisiana State University Baton Rouge (online) (2017 Other)

SIUC/Core Institute
374 East Grand Avenue
(618) 453-4420
Carbondale, IL 62901

Consortium Number = 7170
Institution Number = 4135
Number of Surveys = 844

Cross-tabulation Report
Core Alcohol and Drug Survey - Short Form

Thursday, March 02, 2017
Page 34 of 35

24z. During the last 30 days, on how many days did you use....other substances not prescribed....methamphetamines?

	Male		Female		Unknown		Total		
	Freq.	Pct.	Freq.	Pct.	Freq.	Pct.	Freq.	Pct.	
00 Did not use	418	99	382	99	2	100	802	99.4	
01 1-2 days	1	0	0	0	0	0	1	0.1	
02 3-5 days	0	0	0	0	0	0	0	0.0	
03 6-9 days	1	0	1	0	0	0	2	0.2	
04 10-19 days	0	0	0	0	0	0	0	0.0	
05 20-29 days	0	0	0	0	0	0	0	0.0	
06 All 30 days	1	0	1	0	0	0	2	0.2	
Valid responses =	421	52	384	48	2	0	807	95.6	

Invalid responses include no response or multiple responses.

24aa. During the last 30 days, on how many days did you use....other substances not prescribed....synthetic drugs?

	Male		Female		Unknown		Total		
	Freq.	Pct.	Freq.	Pct.	Freq.	Pct.	Freq.	Pct.	
00 Did not use	414	100	380	100	2	100	796	99.6	
01 1-2 days	1	0	0	0	0	0	1	0.1	
02 3-5 days	0	0	0	0	0	0	0	0.0	
03 6-9 days	0	0	0	0	0	0	0	0.0	
04 10-19 days	0	0	0	0	0	0	0	0.0	
05 20-29 days	0	0	0	0	0	0	0	0.0	
06 All 30 days	1	0	1	0	0	0	2	0.3	
Valid responses =	416	52	381	48	2	0	799	94.7	

Invalid responses include no response or multiple responses.

24ab. Extra Question 28

	Male		Female		Unknown		Total		
	Freq.	Pct.	Freq.	Pct.	Freq.	Pct.	Freq.	Pct.	
00 Response 0	20	5	1	0	0	0	21	2.6	
01 Response 1	406	95	386	99	2	100	794	96.7	
02 Response 2	3	1	3	1	0	0	6	0.7	
03 Response 3	0	0	0	0	0	0	0	0.0	
04 Response 4	0	0	0	0	0	0	0	0.0	
05 Response 5	0	0	0	0	0	0	0	0.0	
06 Response 6	0	0	0	0	0	0	0	0.0	
07 Response 7	0	0	0	0	0	0	0	0.0	
08 Response 8	0	0	0	0	0	0	0	0.0	
09 Response 9	0	0	0	0	0	0	0	0.0	
Valid responses =	429	52	390	48	2	0	821	97.3	

Invalid responses include no response or multiple responses.

24ac. Extra Question 29

	Male		Female		Unknown		Total		
	Freq.	Pct.	Freq.	Pct.	Freq.	Pct.	Freq.	Pct.	
00 Response 0	393	91	352	90	1	50	746	90.6	
01 Response 1	13	3	8	2	1	50	22	2.7	
02 Response 2	11	3	21	5	0	0	32	3.9	
03 Response 3	4	1	1	0	0	0	5	0.6	
04 Response 4	0	0	4	1	0	0	4	0.5	
05 Response 5	9	2	5	1	0	0	14	1.7	
06 Response 6	0	0	0	0	0	0	0	0.0	
07 Response 7	0	0	0	0	0	0	0	0.0	
08 Response 8	0	0	0	0	0	0	0	0.0	
09 Response 9	0	0	0	0	0	0	0	0.0	
Valid responses =	430	52	391	48	2	0	823	97.5	

Invalid responses include no response or multiple responses.

Louisiana State University Baton Rouge (online) (2017 Other)

SIUC/Core Institute
 374 East Grand Avenue
 (618) 453-4420
 Carbondale, IL 62901

Consortium Number = 7170
 Institution Number = 4135
 Number of Surveys = 844

Cross-tabulation Report
 Core Alcohol and Drug Survey - Short Form

Thursday, March 02, 2017
 Page 35 of 35

24ad. Extra Question 30

	Male		Female		Unknown		Total		
	Freq.	Pct.	Freq.	Pct.	Freq.	Pct.	Freq.	Pct.	
00 Response 0	97	23	136	35	0	0	233	28.3	
01 Response 1	323	75	249	64	2	100	574	69.8	
02 Response 2	10	2	5	1	0	0	15	1.8	
03 Response 3	0	0	0	0	0	0	0	0.0	
04 Response 4	0	0	0	0	0	0	0	0.0	
05 Response 5	0	0	0	0	0	0	0	0.0	
06 Response 6	0	0	0	0	0	0	0	0.0	
07 Response 7	0	0	0	0	0	0	0	0.0	
08 Response 8	0	0	0	0	0	0	0	0.0	
09 Response 9	0	0	0	0	0	0	0	0.0	
Valid responses =	430	52	390	47	2	0	822	97.4	

Invalid responses include no response or multiple responses.

24ae. Extra Question 31

	Male		Female		Unknown		Total		
	Freq.	Pct.	Freq.	Pct.	Freq.	Pct.	Freq.	Pct.	
00 Response 0	101	23	88	23	2	100	191	23.3	
01 Response 1	177	41	148	38	0	0	325	39.6	
02 Response 2	17	4	11	3	0	0	28	3.4	
03 Response 3	16	4	21	5	0	0	37	4.5	
04 Response 4	14	3	9	2	0	0	23	2.8	
05 Response 5	6	1	10	3	0	0	16	1.9	
06 Response 6	9	2	12	3	0	0	21	2.6	
07 Response 7	5	1	5	1	0	0	10	1.2	
08 Response 8	19	4	22	6	0	0	41	5.0	
09 Response 9	66	15	63	16	0	0	129	15.7	
Valid responses =	430	52	389	47	2	0	821	97.3	

Invalid responses include no response or multiple responses.